

MUG Songsheets Book 6: Contents

1.	<u>Daydream</u>	The Lovin' Spoonful
2.	<u>Maggie May</u>	Rod Stewart
3.	<u>Bye Bye Blackbird/Red Red Robin</u>	Henderson & Dixon/Harry Woods
4.	<u>Ever Fallen In Love</u>	The Buzzcocks
5.	<u>Don't Worry Be Happy</u>	Bobby McFerrin
6.	<u>Heroes</u>	David Bowie
7.	<u>San Francisco (Be Sure To Wear ..)</u>	Scott McKenzie
8.	<u>Woodstock</u>	Joni Mitchell
9.	<u>Yellow Submarine</u>	The Beatles
10.	<u>I've Got Sixpence</u>	Traditional
11.	<u>Who Put the Bomp</u>	Barry Mann
12.	<u>Sweet Caroline</u>	Neil Diamond
13.	<u>Kiss Me</u>	Sixpence None The Richer
14.	<u>A Whiter Shade of Pale</u>	Procul Harum
15.	<u>Between the Devil and the Deep Blue Sea</u>	George Harrison
16.	<u>Do You Wanna Dance</u>	Bobby Freeman
17.	<u>Proud Mary</u>	Creedence Clearwater Revival
18.	<u>Perfect Day</u>	Lou Reed
19.	<u>Spread a Little Happiness</u>	Sting
20.	<u>Sugar, Sugar</u>	The Archies
21.	<u>Jolene</u>	Dolly Parton
22.	<u>Summertime</u>	George Gershwin
23.	<u>Days</u>	The Kinks
24.	<u>Things</u>	Bobby Darin
25.	<u>Keep Young and Beautiful</u>	Annie Lennox
26.	<u>Happiness</u>	Ken Dodd
27.	<u>Forever Young</u>	Bob Dylan
28.	<u>The Carnival is Over</u>	The Seekers
29.	<u>Golden Slumbers/CTW/The End</u>	The Beatles
30.	<u>Take On Me</u>	A-ha
31.	<u>I Only Want To Be With You</u>	Dusty Springfield
32.	<u>The Hippopotamus Song</u>	Flanders and Swann
33.	<u>End of the Line</u>	The Travelling Wilburys
34.	<u>Eve of Destruction</u>	Barry McGuire
35.	<u>Three Lions</u>	Baddiel & Skinner
36.	<u>'Baby' Medley</u>	Various
37.	<u>Summer Holiday</u>	Cliff Richard
38.	<u>Congratulations</u>	Cliff Richard
39.	<u>Only Love Can Break Your Heart</u>	Neil Young

MUG Songsheets Book 6: Alphabetical Contents

14.	<u>A Whiter Shade of Pale</u>	Procul Harum
36.	<u>'Baby' Medley</u>	Various
15.	<u>Between the Devil and the Deep Blue Sea</u>	George Harrison
3.	<u>Bye Bye Blackbird/Red Red Robin</u>	Henderson & Dixon/Harry Woods
38.	<u>Congratulations</u>	Cliff Richard
1.	<u>Daydream</u>	The Lovin' Spoonful
23.	<u>Days</u>	The Kinks
16.	<u>Do You Wanna Dance</u>	Bobby Freeman
5.	<u>Don't Worry Be Happy</u>	Bobby McFerrin
33.	<u>End of the Line</u>	The Travelling Wilburys
34.	<u>Eve of Destruction</u>	Barry McGuire
4.	<u>Ever Fallen In Love</u>	The Buzzcocks
27.	<u>Forever Young</u>	Bob Dylan
29.	<u>Golden Slumbers/CTW/The End</u>	The Beatles
26.	<u>Happiness</u>	Ken Dodd
6.	<u>Heroes</u>	David Bowie
31.	<u>I Only Want To Be With You</u>	Dusty Springfield
10.	<u>I've Got Sixpence</u>	Traditional
21.	<u>Jolene</u>	Dolly Parton
25.	<u>Keep Young and Beautiful</u>	Annie Lennox
13.	<u>Kiss Me</u>	Sixpence None The Richer
2.	<u>Maggie May</u>	Rod Stewart
39.	<u>Only Love Can Break Your Heart</u>	Neil Young
18.	<u>Perfect Day</u>	Lou Reed
17.	<u>Proud Mary</u>	Creedence Clearwater Revival
7.	<u>San Francisco (Be Sure To Wear ..)</u>	Scott McKenzie
19.	<u>Spread a Little Happiness</u>	Sting
20.	<u>Sugar, Sugar</u>	The Archies
37.	<u>Summer Holiday</u>	Cliff Richard
22.	<u>Summertime</u>	George Gershwin
12.	<u>Sweet Caroline</u>	Neil Diamond
30.	<u>Take On Me</u>	A-ha
28.	<u>The Carnival is Over</u>	The Seekers
32.	<u>The Hippopotamus Song</u>	Flanders and Swann
24.	<u>Things</u>	Bobby Darin
35.	<u>Three Lions</u>	Baddiel & Skinner
11.	<u>Who Put the Bomp</u>	Barry Mann
8.	<u>Woodstock</u>	Joni Mitchell
9.	<u>Yellow Submarine</u>	The Beatles

Daydream – The Lovin' Spoonful (1966)

Intro: **C A7 Dm(7) G7 (x2)**

C A7 Dm(7) G7
 - What a day for a daydream - What a day for a day-dreamin' boy

C A7 Dm(7) G7
 - And I'm lost in a daydream - Dreaming 'bout my bundle of joy

F D7 C A7
 - And even if time ain't really on my side

F D7 C A7
 - It's one of those days for taking a walk outside

F D7 C A7
 - I'm blowing the day to take a walk in the sun

D7 G G7
 - And fall on my face on somebody's new-mown lawn

C A7 Dm(7) G7
 - I've been having a sweet dream - I've been dreaming since I woke up today

C A7 Dm(7) G7
 - It starred me and my sweet thing - 'Cause she's the one makes me feel this way

F D7 C A7
 - And even if time is passing me by a lot

F D7 C A7
 - I couldn't care less about the dues you say I got

F D7 C A7
 - Tomorrow I'll pay the dues for dropping my love

D7 G G7
 - A pie in the face for being a sleepin' bull doag

Whistle: **C A7 Dm G7 C A7 Dm G7**

F D7 C A7
 - And you can be sure that if you're feeling right

F D7 C A7
 - A daydream will last along into the night

F D7 C A7
 - Tomorrow at breakfast you may prick up your ears

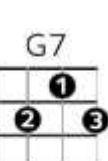
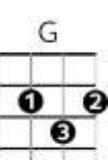
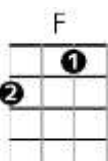
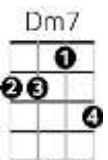
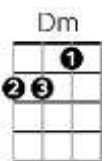
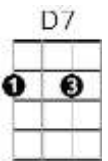
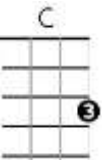

D7 G G7
 - Or you may be daydreaming for a thousand years

C A7 Dm(7) G7
 - What a day for a daydream - Custom made for a day-dreamin' boy

C A7 Dm(7) G7
 - And I'm lost in a daydream - Dreaming 'bout my bundle of joy

Whistle: **F D7 C A7 (x3) D7 G7 C{stop}**

Chords



Maggie May (V2.0) – Rod Stewart (1971) key: F

Intro: F Gm7 Bb F / Gm7 Bb F - Bb-F-

[C]Wake up Maggie I [Bb]think I got something to [F]say to you [V]
 It's [C]late September and I [Bb]really should be [F]back at school [V]
 I [Bb]know I keep you a[F]mused .. but I [Bb]feel I'm being [C]used
 Oh [Gm]Maggie I couldn't have [Am]tried any [Gm]mo-o-ore [V]
 You [Gm]led me away from [C]home just to [Gm]save u from being a[C]lone
 You [Gm]stole my heart and [C]that's what really [F]hurts [V]

The [C]morning sun when it's [Bb]in your face really [F]shows your age [V]
 But [C]that don't worry me [Bb]none, in my eyes you're [F]everything [V]
 I [Bb]laughed at all of your [F]jokes .. my [Bb]love u didn't need to [C]coax
 Oh [Gm]Maggie I couldn't have [Am]tried any [Gm]mo-o-ore [Csus4 - C -]
 You [Gm]led me away from [C]home just to [Gm]save u from being a[C]lone
 You [Gm]stole my soul and that's a [C]pain I can do with[F]out [V]

[C]All I needed was a [Bb]friend to lend a [F]guiding hand [V] - - but you
 [C]turned into a lover & [Bb]mother what a lover you [F]wore me out [V]
 [Bb]All you did was wreck my [F]bed .. & in the [Bb]morning kick me in the [C]head
 Oh [Gm]Maggie I couldn't have [Am]tried any [Gm]mo-o-ore [Csus4 - C -]
 You [Gm]led me away from [C]home, cos u [Gm]didn't want to be a[C]lone
 You [Gm]stole my heart, I couldn't [C]leave you if I [F]tried [V]

Gm C F Bb Gm Bb F /

[C]I suppose I could co[Bb]llect my books and get on [F]back to school [V]
 Or [C]steal my daddy's [Bb]cue and make a living out of [F]playing pool [V]
 Or [Bb]find myself a rock n roll [F]band that [Bb]needs a helping [C]hand
 Oh [Gm]Maggie I wish I'd [Am]never seen your [Gm]fa-a-ace [Csus4 - C -]
 You made a [Gm]first class fool out of [C]me, but I'm as [Gm]blind as a fool can [C]be
 You [Gm]stole my heart, but I [C]love you any [F]way [V]

Gm C F Bb Gm Bb F /
 Gm C F Bb Gm Bb F

F Gm7 Bb F {+ mandolin?}
 F Gm7 Bb F
 F Gm7 Bb F

[F]Maggie .. I [Gm7]wish I'd .. [Bb]never seen your [F]face
 [F] [Gm7] [Bb] [F]
 [F]Maggie .. I [Gm7]wish I'd .. [Bb]never seen your [F]face [V]{stop}

Optional Mandolin?

Mandolin tablature for the song 'Maggie May'. The tablature is written on a six-line staff with fret numbers 0-3. Above the staff, chords are indicated: F, Gm7, Bb, and F. The notes are: F (1-1-1-1-3), Gm7 (0-1, 3-3-3-3-3), Bb (1-0, 3), and F (1-1-1-1-1-0, 3, 1).

Chords

Ukulele chord diagrams for Am, Bb, C, and Csus4. Am: 2nd fret, 4th string. Bb: 1st fret, 2nd and 4th strings; 3rd fret, 3rd string. C: 3rd fret, 4th string. Csus4: 1st fret, 1st string; 4th fret, 4th string.

Ukulele chord diagrams for F, Gm, and Gm7. F: 1st fret, 1st string; 2nd fret, 2nd string. Gm: 2nd fret, 2nd string; 3rd fret, 3rd string. Gm7: 1st fret, 1st string; 2nd fret, 2nd string; 3rd fret, 3rd string.

Bye Bye Blackbird / Red Red Robin (1926) - Henderson & Dixon / Harry Woods

Intro: F Gm7 - C7 -

F Bb - F - C7 F
 Pack up all my care and woe, Here I go, singing low
 F Bdim Gm7 - C7 - Gm7 - C7 -
 Bye bye black - bird
 Gm Gm7 Gm6 C7
 Where somebody waits for me, Sugar's sweet, so is she
 Gm7 C7 F /
 Bye bye black - bird

F7 / Cm D7
 No one here can love and understand me
 Gm Gm7 Bbm6 C7
 Oh what hard luck stories they all hand me.
 F Bb - F - Am Cm - D7 -
 Make my bed and light the light, I'll ar - rive late to - night
 Gm7 C7 F Gm7 - C7 -
 Blackbird bye bye.

Repeat Song 1 then: F - Dm - G7 - -

C G7 C /
 When the red, red robin comes bob, bob, bobbin' a-long, a-long
 C G7 C - Cmaj7 - C7
 There'll be no more sobbin' when he starts throbbin' his old .. sweet song
 F / C Am
 Wake up, wake up, you sleepy head! Get up, get up, get out of bed!
 D7 / G_{p} - Gdim_{p} - Dm_{p}
 Cheer up, cheer up, the sun is red! Live, love, laugh & be happy!
 C G7 C /
 What if I've been blue, now I'm walking through fields of flowers
 C G7 C Caug
 The rain may glisten but I still listen for hours and hours
 F Fm C Am
 I'm just a kid again, doing what I did again, singing a song
 C G7 C /
 When the red, red robin comes bob, bob, bobbin' a-long

Repeat Song 2 and end with:

When the [C]red, red robin comes [G7]bob, bob, bobbin' (x2)
 When the [C]red, red robin comes [G7]bob, bob, bobbin' a[C]long [/]_{stop}

Note : {p} = pause

Chords

Am Bb
 Bbm6 Bdim
 C Caug
 Cmaj7 C7
 Cm Dm
 D7 D7
 F F7
 Fm Gdim
 G G7
 Gm Gm7
 Gm6


Ever Fallen In Love - The Buzzcocks (1978)

Intro: Am - - - G Am - - - G (C C-Cadd9-C -) x2

Chords



Am - - - G
You spurn my natural emotions



Am - - - G (C C-Cadd9-C -) x2

You make me feel like di-i-irt and I'm hurt

Am - - - G

And if I start a commotion

Am - - - G (C C-Cadd9-C -) x2

I run the risk of losing you and that's worse

Am G Am G
Ever fallen in love with someone, ever fallen in love, in love with someone?

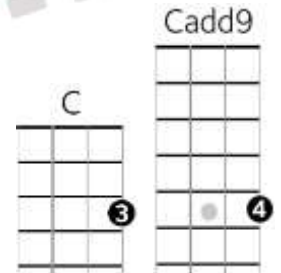
Aaaaaaaaaah - Aaaaaaaaaah Aaaaaaaaaah - Aaaaaaaaaah

Bb F (G-Gsus4- G -) x2

Ever fallen in love, in love with someone, you shouldn't've fallen in love with?

AAAAAAAAAAAH - Aaaaaaaaaaaaaaaaaaah - Aaaaaaah

Am - - - G
I can't see much of a future



Am - - - G (C C-Cadd9-C -) x2

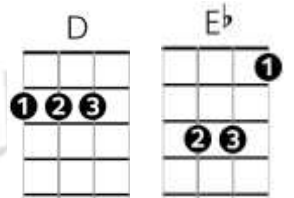
Un-less we find out what's to blame .. what a shame!

Am - - - G

And we won't be together much longer

Am - - - G (C C-Cadd9-C -) x2

Un-less we realise that we are the same



Chorus

Am - - - G
You disturb my natural emotions

Am - - - G (C C-Cadd9-C -) x2


You make me feel like di-i-irt and I'm hurt

Am - - - G

And if I start a commotion

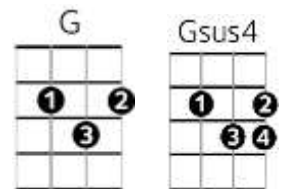
Am - - - G (C C-Cadd9-C -) x2

I'll only end up losing you and that's worse



Chorus (x2)

C / / / (C C-Cadd9-C -) x4



Chorus

Bb /

Ever fallen in love with?

Eb D C{stop}

Ever fallen in love with someone you shouldn't've fallen in love with?

Don't Worry Be Happy – Bobby McFerrin (1988)

Intro (*whistle?*): C / Dm / F / C / (X2)

C / Dm /
 - - Here's a little song I wrote, you might want to sing it note for note

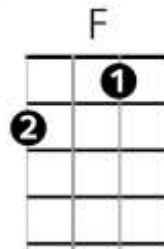
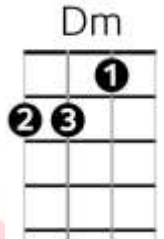
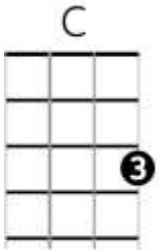
F / C /
 Don't Worry, Be Happy

C /
 - In every life we have some trouble

Dm /
 - but when you worry you make it double

F / C /
 Don't Worry, Be Happy { - - *Don't worry, be happy now*}

Chords



Bridge

C / Dm /
 Ooo o-o o-o o-o-o-o O-o-ooo { - *Don't worry*} O-o-o-o
 F / C /
 O-o-ooo { - *Be Happy*} O-o-o-o oooo { - - *Don't worry, be happy*}

C / Dm /
 Ooo o-o o-o o-o-o-o O-o-ooo { - *Don't worry*} O-o-o-o
 F / C /
 O-o-ooo { - *Be Happy*} O-o-o-o oooo { - - *Don't worry, be happy*}

C / Dm /
 - Ain't got no place to lay your head - Somebody came and took your bed

F / C /
 But Don't Worry, Be Happy

C / Dm /
 - The Landlord say your rent is late - He may have to litigate,

F / C /
 But don't worry, {*ha-ha-ha-ha*} Be Happy {*Look at me, I'm Happy!*}

Bridge

C / Dm /
 - Ain't got no cash, ain't got no style - Ain't got no gal to make you smile

F / C /
 But Don't Worry, Be Happy

C /
 - 'Cause when you're worried your face will frown

Dm /
 - and that will bring everybody down

F / C /
 So don't worry, Be happy { - - *Don't worry, be happy now*}

Bridge (x3)

Heroes – David Bowie (1977) (strum: du Du du Du)

Intro: **D / Gadd9 / D / Gadd9 /**

D / Gadd9 /
 I - - I wish you could swim - - -
D / Gadd9 /
 Like the dolphins - - like dolphins can swim - - -
C / D /
 Though nothing, nothing will keep us together - -
Am Em D /
 We can beat them - - forever and ever - -
C Gadd9 D /
 Oh we can be Heroes - - just for one day

D / Gadd9 / D / Gadd9 /

D / Gadd9 / D / Gadd9 /
 I - - I will be King - - - And you - - you will be Queen
C / D /
 For nothing - - will drive them away - -
C Gadd9 D /
 We can be Heroes - - just for one day - -
Am Em D /
 We can be us - - just for one day

D / Gadd9 /
 I - - I can remem-ber **{‘I remem - ber’}**

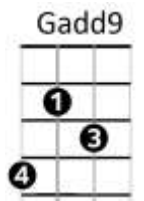
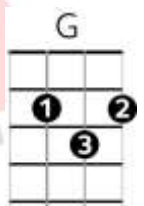
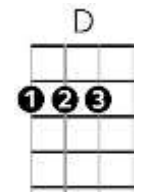
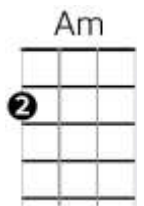
D / Gadd9 /
 Standing - - by the wall **{‘- By the wall’}**
D / Gadd9 /
 And the guns - - - shot above our heads **{‘Over our heads’}**
D / Gadd9 /
 And we kissed - as though nothing would fall **{‘- Nothing could fall’}**

C / D /
 And the shame - - - was on the other side - -
Am Em D /
 Oh we can beat them - - forever and ever - -
C Gadd9 D /
 Then we can be Heroes - - just for one day

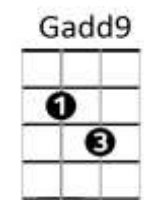
D / Gadd9 / D / Gadd9 /

D / Gadd9 / D / Gadd9 /
 - - We can be Heroes - - We can be Heroes
D / Gadd9 / D /
 - - We can be Heroes - - just for one day - -
Gadd9 / D{stop}
 We can be Heroes

Chords



OR



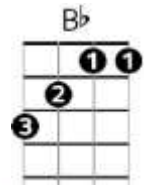

San Francisco (Be sure to wear flowers in your hair) (V1.5)

- The Mamas & The Papas, Scott McKenzie (1967)

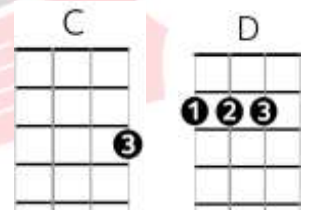
Intro: C /

Chords

Am F C G
 - - If you're going .. to San Francisco,
 Am F C G
 - Be sure to wear some flowers in your hair,
 Am C F C
 - - If you're going .. to San Francisco,
 C Em Am G /
 - You're gonna meet some gentle people there.

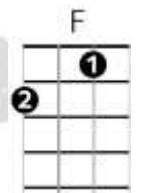
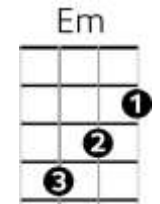


Am F C G
 - For those who come ... to San Francisco,
 Am F C G
 - - Summertime .. will be a love-in there,
 Am C F C
 - - In the streets .. of San Francisco,
 C Em Am G /
 - - Gentle people with flowers in their hair.

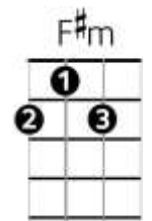


Bridge

Bb Gm7 Bb Gm7
 - All across the nation, - Such a strange vibration,
 C /
 - - People in motion,
 Bb Gm7 Bb Gm7
 - There's a whole generation, - With a new explanation,
 C / G /
 - - People in motion, - - People in motion,



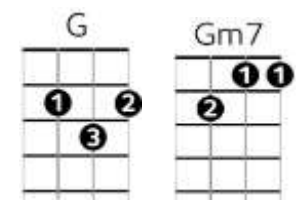
Am F C G
 - For those who come ... to San Francisco,
 Am F C G
 - Be sure to wear some flowers in your hair,
 Am C F C
 - - If you co-ome to San Francisco
 C Em Am C /
 - - Summertime will be a love-in there



Bridge + Last Verse

A {key change} A D G D
 - - If you co-ome to San Francisco
 D F#m G D
 - - Summertime will be a love-in there
 D F#m G D {stop}
 - - Summertime will be a love-in there

**Optional
Key
Change**

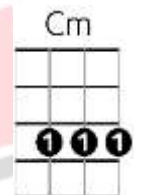

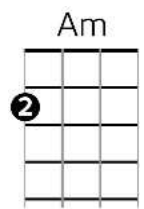


Woodstock – Joni Mitchell, Matthews Southern Comfort (this version) (1970)

Intro: **Gm**[2]{pause} **F**[2]{pause} **Dm** {du d ud} **Gm**{pause} (x 2)

Chords

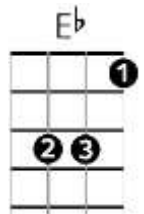
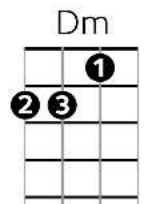
Gm / **Cm** /
I came upon a child of God, he was walking along the road
Cm / **Gm** /
When I asked him, "Where are you going?", this he told me:
Gm / **Cm** /
"I'm going down to Yasgur's Farm. Think I'll join a rock and roll band.
Cm / **Gm** /{pause}
I'll camp out on the land and try to set my soul free"



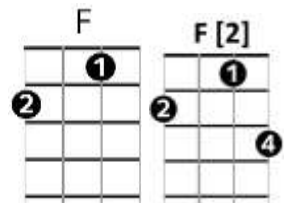
Chorus

Cm **Eb** **Gm** /
We are star - dust, we are golden,
Cm **Bb** **Am**{pause} /
And we got to get ourselves back to the gar - den

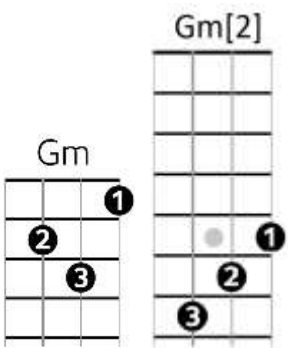
Gm / / /
Gm / **Cm** /
"So can I walk beside you? I've come here to lose the smog,
Cm / **Gm** /
I feel just like a cog in something turning.
Gm / **Cm** /
Maybe it's just the time of year, maybe it's the time of man.
Cm / **Gm** /{pause}
I don't know who I am, but life's for learning."



Chorus
Gm / / /
Gm / **Cm** /
By the time we got to Woodstock, we were half a million strong
Cm / **Gm** /
And everywhere there was song and celebration.
Gm / **Cm** /
And I dreamed I saw the bombers, riding shotgun in the sky,
Cm / **Gm** /{pause}
Turning into butterflies, above our nation.



Chorus
Gm[2]{pause} **F**[2]{pause} **Dm** {du d ud} **Gm**{pause} (x 2)
Gm / **Cm** / / / **Gm** / (x 2)
Chorus + **Gm** /
Chorus + **Dm** {du d ud} **Gm**{pause} **Dm** {du d ud} **Gm**{stop}



Yellow Submarine – The Beatles (1966)

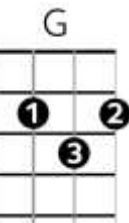
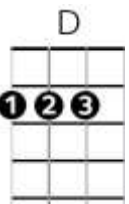
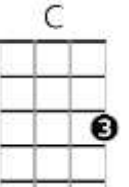

G - D C - G Em - Am C - D
In the town where I was born ... Lived a man who sailed to sea

G - D C - G Em - Am C - D
And he told us of his life In the la-a-and .. of submarines

G - D C - G Em - Am C - D
So we sailed up to the sun ... Till we fou-o-ound a sea of green

G - D C - G Em - Am C - D
And we lived beneath the waves ... In our ye-e-llow .. submarine

Chords



Chorus
G D / G
We all live in a yellow submarine, yellow submarine, yellow submarine
G D / G
We all live in a yellow submarine, yellow submarine, yellow submarine

{sounds of riotous partying from here!}

G - D C - G Em - Am C - D
And our friends are all on board ... Many more of them live next door

G - D C - G
And the band begins to play

G /
Da da da dum de dum de dum ... da da da dum de dum de dum

Chorus

G - D C - G Em - Am C - D
Full speed ahead, Mr. Bo's'n, full speed ahead
(Full speed ahead it is, Sir)

G - D C - G Em - Am C - D
Cut the cable, drop the cable (Aye-aye, Sir, aye-aye)
(Captain, captain! ...)

G - D C - G
As we live .. a life of ease {Life of Ease}

Em - Am C - D
Every one of us {Every One of Us} has all we need {Has All We Need}

G - D C - G
Sky of blue {Sky of Blue} and sea of green {Sea of Green}

Em - Am C - D
In our yellow {In Our Yellow} submarine {Submarine .. Ha - Haa! }

Chorus

Chorus {fading into the deep!}

I've Got Sixpence – Traditional + Elton Box & Desmond Cox (1941)

Intro : G D7 G /

G / / / G / A7 D7
I've got 6pence, jolly, jolly 6pence, I've got 6pence to last me all my life

G G7 C Am
I've got tuppence to spend and tuppence to lend

D D7 G{pause} (/)

And tuppence to send home to my wife *{poor wife}*.

Chorus

D / G / C A7 D7 /
No cares have I to grie-ieve me ... No pretty little girls to decei-eive me

G G7 C Am G D7 G /{pause}
I'm happy as a king believe me .. as we go rolling, rolling home

C /{pause} G /{pause}
Rolling home *{rolling home}* Rolling home *{rolling home}*

G A7 D D7 G G7
By the light of the silvery moo-oo-oon. Happy is the day

C Am G D7 G /{pause}
When we line up for our pay, as we go rolling, rolling home

G / / / G / A7 D7
I've got 4pence, jolly, jolly 4pence, I've got 4pence to last me all my life

G G7 C Am
I've got tuppence to spend And tuppence to lend

D D7 G{pause} (/)

And No pence to send home to my wife *{poor wife}*

Chorus

G / / / G / A7 D7
I've got tuppence, jolly, jolly tuppence, I've got tuppence to last me all my life

G G7 C Am
I've got tuppence to spend And No pence to lend

D D7 G{pause} (/)

And No pence to send home to my wife *{poor wife}*

Chorus

G / / / G / A7 D7
I've got No pence, jolly, jolly No pence, I've got No pence to last me all my life

G G7 C Am
I've got No pence to spend And No pence to lend

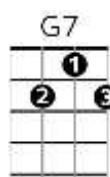
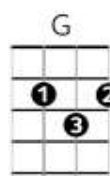
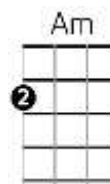
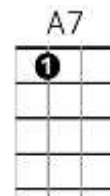
D D7 G{pause} (/)

And No pence to send home to my wife *{poor wife}*

Chorus

G D7 G / G D7 G {stop}
As we go rolling, rolling home .. As we go rolling, rolling home

Chords



Who Put the Bomp – Barry Mann (1961)

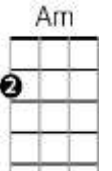
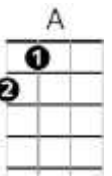
Intro: {slow}

I'd [D]like to thank the [G]guy who wrote the [Em]so-ong,
That made my [C]baby fall in [D]love with me. { Tap / }

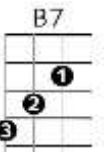
Chords

Chorus

[G]Who put the Bomp in the [Em]'Bomp bah bomp bah bomp'?
[C]Who put the Ram in the [D]'Rama lama ding dong'?
[G]Who put the Bop in the [Em]'Bop shoo bop shoo bop'?
[C]Who put the Dip in the [D]'Dip da dip da dip'?
[G]Who was that [B7]man? I'd [C]like to shake his [A]ha-a-and.
He [G -]made my [Em -]baby [Am -]fall in [D -]love with [G]me. [D] {Yeah!}



[G]When my baby [Em]heard,
[C]"Bomp bah bah bomp, Bah [D]bomp bah bomp bomp"
[G]Every word went [Em]right into her [C]he-e-e-art [D]
And [G]when she heard them [Em]singing,
[C]{pause}"Rama, lama, lama [A]{pause}Lama lama ding dong"
[G -] - She [Em -]said we'd [Am -]never [D -]have to [G]pa-a-a-art. [D]Soooo

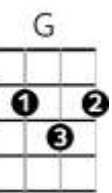
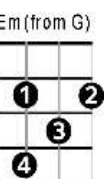


Chorus with { Ooh oo-oooh, Oo-oo-oo-oo-oo Ooooh } backing first 4 lines

Each [G]time that we're a[Em]lone,
[C]"Boogity boogity boogity, boogity [D]Boogity boogity shoo"
[G]Sets my baby's [Em]heart all a.. [C]glo-o-ow [D]
And [G]every time we [Em]dance to,
[C]{pause}"Dip da dip da dip [A]{pause}Dip da dip da dip"
[G -] - She [Em -]always [Am -]says she [D -]loves me [G]so-o-o [D]Soooo..



Chorus with { Ooh oo-oooh, Oo-oo-oo-oo-oo Ooooh } backing first 4 lines



Spoken - with { Ooh oo-oooh, Oo-oo-oo-oo-oo Ooooh } backing

[G]Oh, my darlin', [Em]
[C]"Bomp bah bah bomp, bah [D]bomp bah bomp bomp"
[G]And my honey, [Em]
[C]"Rama flama ding dong", [D]forever.
[G]And when I say, [Em]
[C]"Dip, da dip, da dip, da [D]dip"
You [G]know I mean it from the [Em]bottom of my
[C]"Boogity, boogity, boogity, [D]shoo".

Chorus with { Ooh oo-oooh, Oo-oo-oo-oo-oo Ooooh } backing first 4 lines

He [G -]made my [Em -]baby [Am -]fall in [D -]love with [G]me. [G]{stop} {Yeah!}

Sweet Caroline – Neil Diamond (1969)

G7
G7
G7
G7
G7
F G7
Em Dm

C / **F** /
 -- Where it began -- I can't begin to knowin'
C / **G** /
 -- But then I know it's growin' strong
C / **F** /
 -- Was in the spring -- and spring became the summer
C / **G** /
 -- Who'd have believed you'd come along?

Am
C
Dm

C / **Am** / **G** / **F** / **G** **G** - **F-G**-
 Hands. Touchin' hands. Reachin' out. Touchin' me, touchin' you
C **F** - **F-Am**- **F** / **G** **G** - **F-G**-
 Sweet Caroline! -- Good times never seemed so good
C **F** - **F-Am**- **F** / **G** - **F** - **Em** - **Dm** -
 I've been inclined -- To believe they never would, but now I

Dm
Em
F

C / **F** /
 -- Look at the night -- and it don't seem so lonely
C / **G** / **C** /
 -- We fill it up with only two. -- And when I hurt
F / **C** / **G** /
 -- hurtin' runs off my shoulders -- How can I hurt when I'm with you?

C / **Am** / **G** / **F** / **G** **G** - **F-G**-
 Warm. Touchin' warm. Reachin' out. Touchin' me, touchin' you
C **F** - **F-Am**- **F** / **G** **G** - **F-G**-
 Sweet Caroline! -- Good times never seemed so good
C **F** - **F-Am**- **F** / **G** - **F** - **Em** - **Dm** -
 I've been inclined -- To believe they never would, Oh, No, No.

F
G
G7

Instrumental: As intro

C **F** - **F-Am**- **F** / **G** **G** - **F-G**-
 Sweet Caroline! -- Good times never seemed so good
C **F** - **F-Am**- **F** / **G** **G** - **F-G**-
 Sweet Caroline! -- I believed they never could
C **F** - **F-Am**- **F** / **G** **G** - **F-G**-
 Sweet Caroline! -- Good times never seemed so good
C **F** - **F-Am**- **F** / **G** - **F** - **Em** - **Dm** - **C**
 Sweet Caroline -- I believed they never could Oh No No No

Kiss Me – Sixpence None The Richer (1997)

Strum: try: d- du -u du du du -u du or d- d- d- du -u d- du du

Intro: G Gmaj7 G7 Gmaj7 (x2)

G **Gmaj7**
 - Ki-iss me - out of the bearded barley
G7 **Gmaj7**
 - Ni-ightly, - beside the green green grass
G **Gmaj7**
 - Swi-ing, swing *{swing swing}* - swing the spinning step
G7 **C**
 - You wear those shoes and I will - wear that dress, Oh-oh

Chorus

Am - **D** - **G** - **Em** -
 - Ki - iss me - beneath the milky twilight,
Am - **D** - **G** - **G7** - **C** - **D** -
 - Le-eaad me - out on the moonlit flo-o-or. - Lift your open hand
G - **Gmaj7** - **Em** - **G** - **C** - **Cmaj7** -
 - Strike up the band and make the fireflies dance, silver moon's sparkling
D | | *{pause}* **G** **Gmaj7** **G7** **Gmaj7** - *{pause}* *{gently}*
 - - - So kiss me

G **Gmaj7**
 - Ki-iss me *{kiss me}* - down by the broken tree house
G7 **Gmaj7**
 - Swi-ing me *{swing me}* - upon it's hanging tyre
G **Gmaj7**
 - Bri-ing, bring *{bring bring}* - bring your flowered hat
G7 **C**
 - We'll take the trail marked on your - father's map, Oh-oh

Chorus


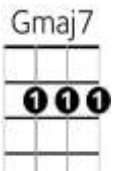
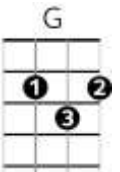
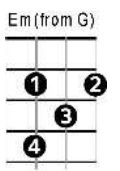
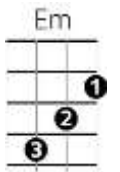
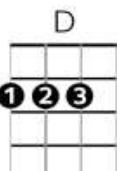
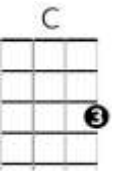
G **Gmaj7** **G7** **Gmaj7** - *{pause}* *{repeated refrain}*

Am - **D** - **G** - **Em** - **Am** - **D** - **G** - **G7** -

Chorus

G **Gmaj7** **G7** **Gmaj7**
 So kiss me
G **Gmaj7** **G7** **Gmaj7**
 So kiss me
G **Gmaj7** **G7** **Gmaj7** **G**
 So kiss me

Chords



A Whiter Shade of Pale – Procol Harum (1967)

Intro (High G uke, with 2 'wrong' notes marked. For Low G uke: play string 4, fret 4 instead)

Chords

C Em Am C
 - - We skipped the light fandango,
F Am Dm F/C
 - - Turned cartwheels 'cross the flo-or
G G7 Em7 G7 C Em Am C
 - - I was feeling kind of seasick - - But the crowd called out for more
F Am Dm F/C G G7 Em7 G7
 - - The room was humming harder - - As the ceiling flew away
C Em Am C F Am Dm
 - - When we called out for another dri-i-ink - - The waiter brought a tra-ay
G C Em Am C F Am Dm F/C
 - - And so it wa - as that la-a-ater - - As the miller told his tale
G G7 Em7 G7 C F C G7
 - - That her face at first just ghostly, - - Turned a whiter - - shade of pa-a-ale
C Em Am C F Am Dm F/C
G G7 Em7 G7 C Em Am C
 - - She said there is no reason - - And the truth is plain to see
F Am Dm F/C G G7 Em7 G7
 - - But I wandered through my playing cards - - & would not let her be-e
 - - One of sixteen vestal virgins - - Who were leaving for the coast
C Em Am C F Am Dm
 - - & although my ey-es were open - - They might just as well been closed
G C Em Am C F Am Dm F/C
 - - And so it wa - as that la-a-ater - - As the miller told his tale
G G7 Em7 G7 C F C G7
 - - That her face at first just ghostly, - - Turned a whiter - - shade of pa-a-ale
C Em Am C F Am Dm F/C
G G7 Em7 G7 C F G F - G7 - C

Between the Devil and the Deep Blue Sea

– Arlen/Koehler(1931), George Harrison (2002)

Intro: F Dm Gm C7 (x 2) (2 beats each chord)

F Dm Gm C7 F Dm Gm C7
 - I - don't want you - But I hate to lose you
 F F7 Bb Bbm6 F C7 F Caug
 - You've got me in between .. the devil and the deep blue sea

F Dm Gm C7 F Dm Gm C7
 - I - forgive you - 'Cause I can't forget you
 F F7 Bb Bbm6 F C7 F E7
 - You've got me in between .. the devil and the deep blue sea

A	F#m	Bm(7)	E7	Bridge
-	I	want to cross you off	my list	
A	F#m	Bm(7)	E7	
-	But when you come knocking at	my door		
C	Am	Dm	G	
-	Fate seems to give my heart a twist			
	Eb	/	G C7	
And I come running back for more				

F Dm Gm C7 F Dm Gm C7
 - I - should hate you - but I guess I love you
 F F7 Bb Bbm6 F C7 F Caug
 - You've got me in between .. the devil and the deep blue sea

F Dm Gm C7 F Dm Gm C7
 F F7 Bb Bbm6 F C7 F Caug
 F Dm Gm C7 F Dm Gm C7
 F F7 Bb Bbm6 F C7 F E7

Bridge

F Dm Gm C7 F Dm Gm C7
 - I - should hate you - but I guess I lo-ove you
 F F7 Bb Bbm6 F C7 F C7
 - You've got me in between .. the devil and the deep blue sea

F F7 Bb Db {pause, 2, 3, 4, 1, 2, 3, 4}
 - You've got me in between ..
 Bbm6 {pause - - -} (/)
 The devil & the deep **{The devil & the deep}**
 Gm C F {pause} F6/9 {stop}
 The devil and the deep blue sea

Chords

Do You Wanna Dance – Bobby Freeman(1958), Beach Boys (1965), etc.

Intro: D / / (/)

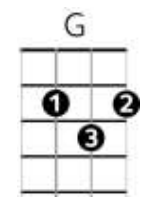
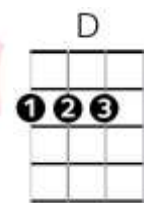
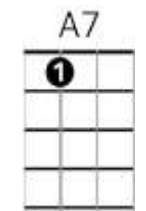
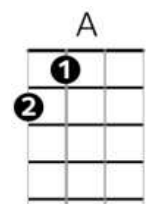
Chords

 D G
 - - - Well do you wanna dance and hold my hand?

D G D A D A7
 - Tell me baby, I'm your lovin' man.. Oh, baby, - do you wanna da-ance?

D G
 Well, do you wanna dance, under the moonlight?

D G D A D A7
 - Kiss me, baby, all through the night? Oh, baby, - do you wanna da-a-ance?



Chorus

D G
Do you, do you, do you, do you wanna dance?

D G
Do you, do you, do you, do you wanna dance?

D A{pause} D A7
 Do you, do you, do you, do you, - do you wanna da-a-ance?

D G
 Well, do you wanna dance, and hold me tight?

D G D A D A7
 Squeeze me & kiss me all thro' the night? Oh, baby, - do you wanna da-ance?

D G
 Well, do you wanna dance, under the moonlight,

D G D A D A7
 - Kiss me, baby, all through the night? Oh, baby, - do you wanna da-a-ance?

Chorus

Instrumental Verse(kazoo etc)

D G D G D A D A7 (x 2)

Chorus

D G
 Well do you wanna dance and hold my hand?

D G D A D A7
 - Tell me baby, I'm your lovin' man.. Oh, baby, - do you wanna da-ance?

D G
 Well, do you wanna dance, under the moonlight?

D G D A D A7
 - Kiss me, baby, all through the night? Oh, baby, - do you wanna da-a-ance?

Chorus (a cappella)

Chorus

D A{pause} D D{stop}
 Do you, do you, do you, do you, - do you wanna da-a-ance?

Proud Mary – Creedence Clearwater Revival, John Fogerty (1969)

Intro: C - A - C - A - C - A-G- F - F-C- D /
 (use: d u d U - u d u then du du du du)

D / / /
 Left a good job in the city, Workin' for the man every night and day

D /
 And I never lost one minute of sleepin'

D /
 Worryin' 'bout the way things might have been

A / Bm /
 Big wheel keep on turnin' Proud Mary keep on burnin'

D / / /
 Rollin', rollin', rollin' on the river

D / / /
 Cleaned a lot of plates in Memphis, Pumped a lot of pain down in New Orleans

D /
 But I never saw the good side of the city

D /
 'Til I hitched a ride on a river boat queen

A / Bm /
 Big wheel keep on turnin' Proud Mary keep on burnin'

D / / /
 Rollin', rollin', rollin' on the river

C - A - C - A - C - A-G- F - F-C- D /

Instrumental Verse (Kazoo, etc.)

D / / / D / / /
 A / Bm / D / / /
 Rollin', rollin', rollin' on the river

C - A - C - A - C - A-G- F - F-C- D /

D / / /
 If you come down to the river .. Bet you gonna find some people who live

D /
 You don't have to worry 'cause you have no money

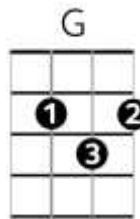
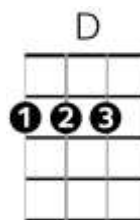
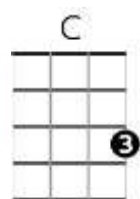
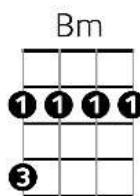
D /
 People on the river are happy to give

A / Bm /
 Big wheel keep on turnin' Proud Mary keep on burnin'

D / / /
 Rollin', rollin', rollin' on the river (x3)

C - A - C - A - C - A-G- F - F-C- D /
 C - A - C - A - C - A-G- F - F-C- D /{stop}

Chords



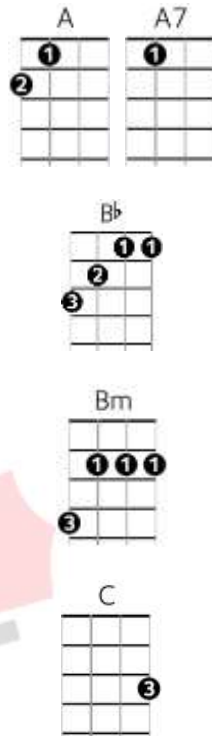
Perfect Day – Lou Reed (1972), BBC (1997)

Intro: A Dm A Dm {6/8 time: 1,2,3, 4,5,6}

Chords

{gentle}

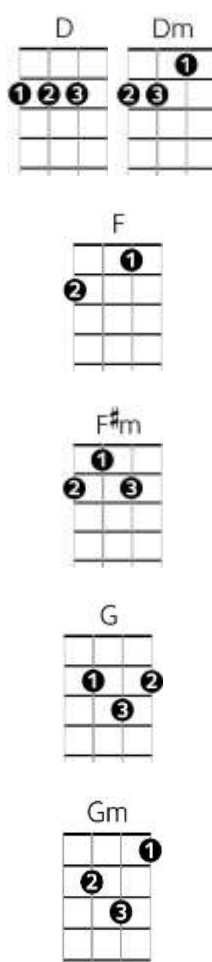
Dm G C F
 - - - - Just a perfect day, - - *drink Sangria in the park,*
 Bb Gm A /
 - And then later, *when it gets dark, we go home.*
 Dm G C F
 - - - - Just a perfect day, - - *feed animals in the zoo,*
 Bb Gm A A7 {crescendo}
 - Then later, *a movie too, and then home.*



Chorus

D G F#m G
 Oh it's such a perfect day, I'm glad I spent it with you,
 D A Bm - A - G
 - - - Oh, such a perfect day, you just keep me hanging on,
 Bm - A - G
 You just keep me ha-anging on.

G {gentle} Dm G C F
 - - - - Just a perfect day, - - - *problems all left alone,*
 Bb Gm A /
 - - - Weekenders on our own, *it's such fun.*
 Dm G C F
 - - - - Just a perfect day, - - *you made me forget myself.*
 Bb Gm A A7 {crescendo}
 - - I thought I was someone else, *someone good.*



Chorus

Bm - A - G - A - (x 3) {Instrumental}

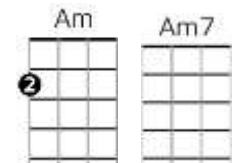
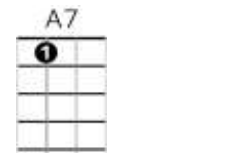
F#m C G D
 - - - You're going to reap - - just what you sow. *{reap - -, reap - -,*
 F#m C G D
reap - -} You're going to reap - - just what u sow. *{reap - -, reap - -,*
 F#m C G D
reap - -} You're going to reap - - just what u sow. *{reap - -, reap - -,*
 F#m C G D
reap - -} You're going to reap - - just what u sow. *{reap - -, reap - -,*
 F#m C G D
reap - -} You're going to reap - - just what u sow. *{reap - -, reap - -,*
 F#m C G D {stop}
reap}

Spread A Little Happiness – Vivian Ellis (1929), Sting (1982)

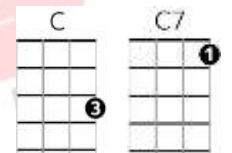
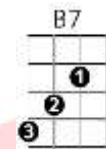
Intro: F Dm(7) - G7 - C G7

Chords

C - G - Am - Em -	Chorus 1
Even when the darkest clouds are in the sky	
F Em7(-5) - A7 -	
You mustn't sigh and you mustn't cry	
F Dm(7) - G7 - C - D7 - G7	
Spread a little happiness as you ... go ... by ... - please try	



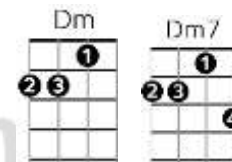
C - G - Am - Em -	Verse
What's the use of worrying and feeling blue	
F Em7(-5) - A7 -	
When days are long keep on smiling through	
F Dm(7) - G7 - C	
Spread a little happiness till dreams .. come .. true	



C7 F - C - G - A7 - G	Bridge
- - Surely you'll be wise to make the best of every blues day	
G7 Am7 - G - F - Am - Dm(7)	
- - Don't you realise you'll find next Monday or next Tuesday ...	
G7	
your golden shoes day	



C - G - Am - Em -	Chorus 2
Even when the darkest clouds are in the sky	
F Em7(-5) - A7 -	
You mustn't sigh and you mustn't cry	
F Dm(7) - G7 - C /	
Spread a little happiness as you ... go ... by	



C / / **Em7(-5)** - **A7** -

- I've got a creed - for every need - so easy that it must succeed

F **G** **C** **G7**

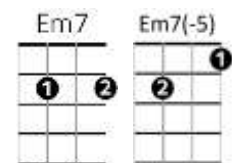
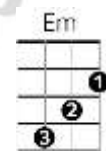
- I'll set it down for you to read, so please - take heed

C / / **B7** - **Em** -

- Keep out the gloom - let in the sun - that's my advice for everyone

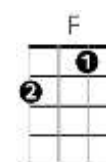
Am7 **Am** **G** **G7**

- It's only once we pass this way, so day ... by day



Chorus 1, then Whistle Verse :

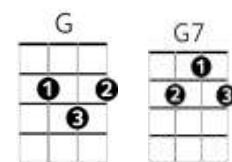
C - **G** - **Am** - **Em** - **F** **Em7(-5)** - **A7** - **F** **Dm(7)** - **G7** - **C**



Bridge + Chorus 2 (slowing at the end)

F **Dm(7)** - **G7** - **C** - **F** - **C**_{stop}

Spread a little happiness as you ... go ... byyyyyyyyy



Sugar, Sugar – The Archies (1969)

Intro: D G D G strum: try Du X- Du X- (chunk)

D	G	D	G	D - G -
Sugar {da da da da, da daa}	Ah honey, honey {da da da da, da daa}	You are my candy girl		
A	D	G - A -		
- And you've got me wanting you				
D	G	D	G	D - G -
Honey {da da da da, da daa}	Ah sugar, sugar {da da da da, da daa}	You are my candy girl		
A	D	/		
- And you've got me wanting you				

Chords

Ukulele chord diagrams for the following chords:

- A**: 1st fret, 1st string
- A7**: 1st fret, 1st string
- C**: 3rd fret, 4th string
- D**: 2nd fret, 1st string; 3rd fret, 2nd string; 2nd fret, 4th string
- G**: 2nd fret, 1st string; 3rd fret, 2nd string; 3rd fret, 4th string
- G7**: 2nd fret, 1st string; 3rd fret, 2nd string; 3rd fret, 4th string

D C - D -
I just can't believe the loveliness of loving you
D - G - D
I just can't believe it's true
D C - D -
I just can't believe the wonder of this feeling too
D - G - A
I just can't believe it's true

Chorus

D C - D -
When I kissed you girl, I knew how sweet a kiss could be
D - G - D
I know how sweet a kiss can be
D C - D -
Like the summer sunshine, pour your sweetness over me
D - G - A
Pour your sweetness over me Oh-oh-oh Oh-oh

D G
Sugar - Pour a little sugar on me honey. *Honey,*
D G
Honey Pour a little sugar on me baby
D - G - A
- *I'm gonna make your life so sweet,* - Yeah yeah yeah
D G - A -
Pour a little sugar on me .. oh ye-e-eah
D G
Pour a little sugar on me honey
D G
Pour a little sugar on me baby
D - G - A
- *I'm gonna make your life so sweet,* - Yeah yeah yeah
D G
Pour a little sugar on me honey

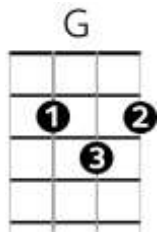
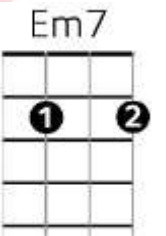


Chorus .. ending on D

Jolene (V1.1) – Dolly Parton (1973)

Intro: Am / / / strum: try: d- du -u du

Chords

Am	C	G	Am	/	Chorus
Jolene,	Jolene,	Jolene,	Jole - e - ene,		
G	Em7	Am	/		
I'm begging of you please don't take my maaan					
Am	C	G	Am	/	
Jolene,	Jolene,	Jolene,	Jole - e - ene,		
G	Em7	Am	/ / /		
Please don't take him just because you ca.....an					



Am C G Am
Your beauty is beyond compare, with flaming locks of auburn hair
G Em7 Am /
With ivory skin and eyes of emerald green.

Am C G Am
Your smile is like a breath of spring, your voice is soft like summer rain
G Em7 Am / / /
And I cannot compete with you, Jolene.

Am C G Am
He talks about you in his sleep and there's nothing I can do to keep
G Em7 Am /
From crying when he calls your name, Jolene

Am C G Am
And I can easily understand how you could easily take my man, but you
G Em7 Am / / /
Don't know what he means to me, Jolene

Chorus

Am C G Am
You can have your choice of men, but I could never love again ..

G Em7 Am /
He's the only one for me, Jolene

Am C G Am
I had to have this talk with you, my happiness depends on you, and
G Em7 Am / / /
whatever you decide to do, Jolene

Chorus (x 2)

Am / / / / / {stop}
Jolene, Jo - le - e - e - eeeene!

N.B. Dolly stretches every (second) line by adding 2 extra bars of strumming.

Summertime – George Gershwin (1934)

Intro: **Dm Em7 F Em7 (X 2)** {each chord 2 beats}

Chords

=====

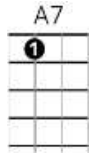

Dm Em7 F Em7 Dm Em7 F Em7
 Summertime ... - and the livin' is ea - sy

Gm / Bb / A_{cresc} / A7*_{cresc} /
 Fish are jumping - And the cotton is high

Dm Em7 F Em7 Dm Em7 F Em7
 Your daddy's rich - and your mamma's good lookin'

F Dm Gm A Dm Gm Dm A_{pause}
 So hush, little baby, Do - on't - you cry

=====



=====


Dm Em7 F Em7 Dm Em7 F Em7
 One of these mornings - You're gonna rise up singin'

Gm / Bb / A_{cresc} / A7 /
 You're gonna spread your wings - and you'll take to the sky

Dm Em7 F Em7 Dm Em7 F Em7
 Until that morning - There ain't nothing gonna harm you

F Dm Gm A Dm Gm Dm A_{pause}
 With daddy and mammy sta - and - ing by

=====



Instrumental Verse

=====

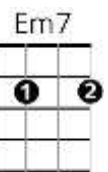
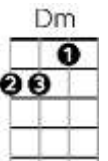
Dm Em7 F Em7 Dm Em7 F Em7
 Summertime ... - and the livin' is ea - sy

Gm / Bb / A_{cresc} / A7*_{cresc} /
 Fish are jumping - And the cotton is high

Dm Em7 F Em7 Dm Em7 F Em7
 Your daddy's rich - and your mamma's good lookin'

F Dm Gm A Dm Gm Dm A_{pause}
 So hush, little baby, Do - on't - you cry

=====



=====

Dm Em7 F Em7 Dm Em7 F Em7
 One of these mornings - You're gonna rise up singin'

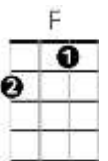
Gm / Bb / A_{cresc} / A7 /
 You're gonna spread your wings - and you'll take to the sky

Dm Em7 F Em7 Dm Em7 F Em7
 Until that morning - There ain't nothing gonna harm you

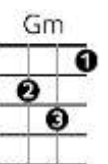
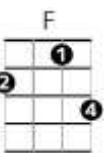
F Dm Gm A Dm Gm Dm A
 With daddy and mammy sta - and - ing by

F Dm Gm A Dm Gm Dm_{stop}
 So hush, little baby, Do - on't - you cry

=====



OR



*Note: Use either **A7** or **A7+5**

Days – The Kinks (1968), Kirsty MacColl (1988)

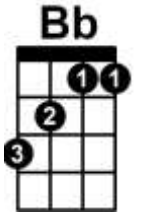
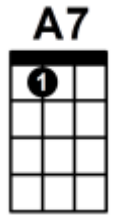
Intro: D D -

Chords

Verse

Thank you for the Daaaaaaaays

Those endless days, those sacred days you gave me. I'm thinking of the
Daaaaaaaays I won't forget a single day believe me.



I bless the light - - I bless the light that lights on you believe me - -
And though you're gone - - you're with me every single day believe me

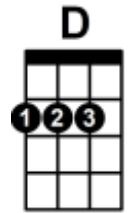
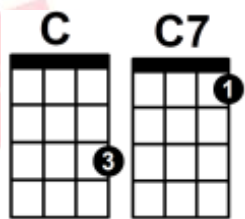
Chorus

Days I'll remember all my life.

Days when you can't see wrong from right

You took my life but then I knew that very soon you'd leave me

But it's alright .. now I'm not frightened of this world believe me



I wish today would be tomorrow

The night is dark - - it just brings sorrow, let it wait.....

Verse

Chorus

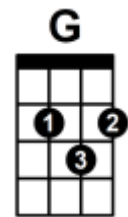
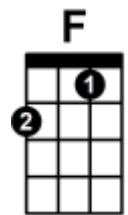
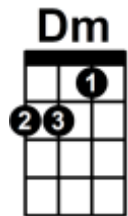
Day - y - ay - y - ay - y - ay - y - ays

Verse

I bless the light - - I bless the light that shines on you believe me - -

And though you're gone - - you're with me every single day believe me

Day - y - ay - y - ay - y - ay - y - a.....ys



Things – Bobby Darin (1962)

Intro: C /

C / / /
Every night I sit here by my window {'window'}

/ / G G7
Staring at the lonely av-e-nue. {'av-e-nue'}

C / F /
Watching lovers holding hands and laughing {'laughing'}

C G7 C /{pause} -
Thinking about the things we used to do

{pause} G /
Thinking 'bout things - - {'Like a walk in the park'}

C /
Things - - {'Like a kiss in the dark'}

G / C{pause}
Things - - {'Like a sailboat ride'} Yeah, Yeah

(/) F /
{'What about the night we cried?'} Things, like a lover's vow..

C / G7 / C /
Things, that we don't do now. Thinking about the things we used to do.

C / / /
Mem-o-ries are all I have to cling to {'Cling to'}

/ / G G7
And heartaches are the friends I'm talking to {'Talking to'}

C / F /
When I'm not thinking of just how much I love you {'Love you'}

C G7 C /{pause} -
Well, I'm thinking about the things we used to do.

Chorus

C / / /
I still can hear that jukebox softly playing {'Playing'}

/ / G G7
And the face I see each day belongs to you {'Belongs to you'}

C / F /
Though there's not a single sound and there's no-body else around,

C G7 C /{pause} -
Well, it's just me thinking of things we used to do.

Chorus

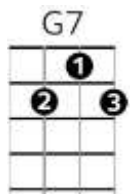
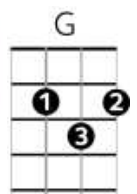


Outro (Fading away)

And [G7]heartaches are the [/]friends I'm talking [C]to [/] - Yeah, got me

[G7]Thinking about the [/]things we used to [C]do [/]

[G7]Staring at the [/]lonely av-e-[C]nue [/]{stop}

Chords

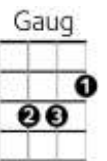

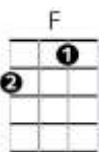
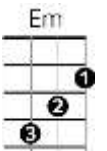
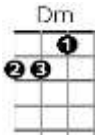


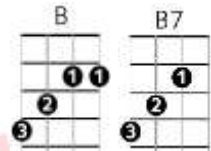

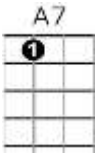


Keep Young And Beautiful – Eddie Cantor (1933), Annie Lennox (1992)

Start very slowly, single strums, 2 beats each:

C	G7	C	G7	Intro	
C	G7	C (/)	Dm	G7	C (/)
- What's cute about a little cutie? It's her beauty, not brains					
C	G7	C (/)	Em	B7	Em (/)
Old Father Time will never harm you .. if your charm ... still re-mains					
Dm	G	C	Am	Dm (/)	Am Gaug {pause}
After you grow old, baby, You don't have to be a cold baby					

Chords



C	G7	C	G7	C	G7	C	C7	Verse 1
- Keep young and beautiful - It's your duty to be beautiful								
F	B(7)	C	A7	Dm	G7	C	G7	
- Keep young and beautiful ... If you want to be loved								

C	G7	C	G7	C	G7	C	C7
- Don't fail to do your stuff - with a little powder and a puff							
F	B(7)	C	A7	Dm	G7	C	C7
- Keep young and beautiful ... If you want to be loved							

F	C7	F	C7	F	C7	F	D7
If you're wise, exercise all the fat off ... Take it off, off of here, off of there							
G	D7	G	D7	G	D7	G	D7
When you're seen anywhere with your hat off							
G	D7	Dm	G7	Dm	G7	Dm	G7
Have a Permanent wave in your haaiirrrr							
Bridge							

C	G7	C	G7	C	G7	C	C7
- Take care of all those charms - & you'll always be in someone's arms							
F	B(7)	C	A7	Dm	G7	C	C7
- Keep young and beautiful ... If you want to be loved							

Instrumental: Bridge chords then Verse 1 chords

C	G7	C	G7	C	G7	C	C7
- Don't fail to do your stuff - with a little powder and a puff							
F	B(7)	C	A7	Dm	G7	C	G7
- Keep young and beautiful ... If you want to be loved							

C	G7	C	G7	C	G7	C	C7
- Take care of all those charms - & you'll always be in someone's arms							
F	B(7)	C	A7	Dm	G7	C	C7
- Keep young and beautiful ... If you want to be loved							

Bridge then Verse 1


F	B(7)	C	A7	Dm	G7	C	/
- Keep young and beautiful ... If you want to be loved							
Dm	G7	Dm	G7	Dm	G7	C-G7-C	{stop}
If you want to be .. If you want to be .. If you want to be loved							

Happiness – Bill Anderson (1963), Sir Ken Dodd R.I.P. (1964)

Intro: C - Bb-C-

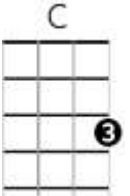
Chords

F	Bb	C7	F	Chorus 1
Happiness, happiness, the greatest gift that I possess				
F	Bb	C	F	
I thank the Lord that I've been blessed .. with more than my share of happiness				

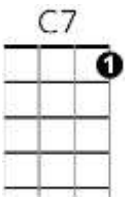


C - Bb-C-

F	Bb		
To me this world is a wonderful place,			
C7	F		
I'm the luckiest human in the human race			
F	Bb	C	F
I've got no silver and I've got no gold but I've got happiness in my soul			



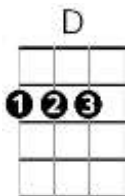
F{"La, la la la"}	Bb{"La, la la la"}	C7{"La, la la la"}	F{"La, la la la"}
Happiness to me is an ocean tide, a sunset fading on a mountain side,			
F{"La, la la la"}	Bb{"La, la la la"}	C{"La, la la la"}	F{"Laaaaaa"}
A big old heaven full of stars above, when I'm in the arms of the one I love			



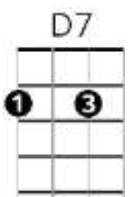
Chorus 1

D - C-D- (KEY CHANGE*)


G	C	D7	G
Happiness is a field of grain, turning its face to the falling rain			
G	C		
I see it in the sunshine, breathe it in the air,			
D	G		
Happiness, happiness, everywhere			



G{"La, la la la"}	C{"La, la la la"}	D7{"La, la la la"}	G{"La, la la la"}
A wise old man told me one time, - "Happiness is a frame of mind,			
G{"La, la la la"}	C{"La, la la la"}		
When-you-go-to-measuring a man's success			
D{"La, la la la"}	G{"Laaaaaa"}		
Don't count money, count happiness", Oh-oh ...			

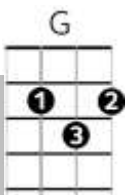


G	C	D7	G	Chorus 2
Happiness, happiness, the greatest gift that I possess				
G	C	D	G	
I thank the Lord that I've been blessed .. with more than my share of happiness				



Chorus 2

D	D	C	G	G-D-G{stop}
I got more than my share of haaaa - piiiiinii - neeeeeess				



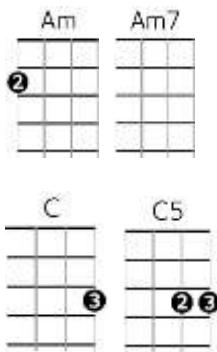
*n.b. the key change is bigger to facilitate easier chords! The original starts in G.

Forever Young (V1.5) – Bob Dylan (1973)

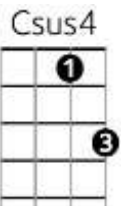
Intro: C(5) Csus4 C Csus4

=====
 C(5) / Em /
 May God bless and keep you always, may your wishes all come true,
 Dm / F G G7
 May you always do for others .. and let others do for you.
 C(5) / Em /
 May you build a ladder to the stars .. and climb on every rung,
 F C G /{pause} C(5) Csus4 C /
 May you stay ... - forever young

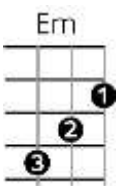
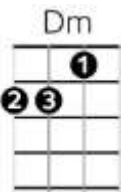
Chords



Chorus
 G / G7 / Am / Am(7) /
 Forever young, - forever young,
 C / G7 / C(5) Csus4 C /
 May you stay - forever young.



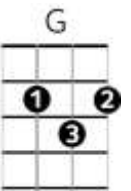
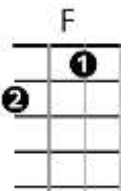
C(5) / Em /
 May you grow up to be righteous, may you grow up to be true,
 Dm / F G G7
 May you always know the truth & see the lights surrounding you.
 C(5) / Em /
 May you always be courageous, stand upright and be strong,
 F C G /{pause} C(5) Csus4 C /
 May you stay ... - forever young



Chorus

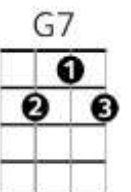
Instrumental Verse

C(5) / Em /
 May your hands always be busy, may your feet always be swift,
 Dm / F G G7
 May you have a strong foundation when the winds of changes shift.
 C(5) / Em /
 May your heart always be joyful, may your song always be sung,
 F C G /{pause} C(5) Csus4 C /
 May you stay ... - forever young



Chorus

Chorus



Outro (slowing down)

C(5) Csus4 C Csus4
 C(5) Csus4 C Csus4 C_{stop}

The Carnival is Over – Russian Folk Song (1883),

The Seekers (1965), Nick Cave and the Bad Seeds (1986)

Intro: (C7-) F - - (X4)

(C7-) F C C7 F - F7 -
Say goodbye - - my own true lover - as we sing - - a lover's song.

Bb F - Dm - Bb C - C7 -
How it breaks - my heart to leave you - now the car - nival is gone.

F C C7 F - F7 -
High above - the dawn is waking - and my tears - are falling rain.

Bb F - Dm - Bb - C - F - F7 -
For the car - nival is over.. we may never meet again.

Bb - C - F - Dm -
Like a drum - my heart was beating,

Bb - C - Am - F7 -
And your kiss - was sweet as wine.

Bb - C - Am - Dm -
But the joys - of love are fleeting,

Bb C - C7 -
For Pierrot and Col..um..bine.

Chorus

F C C7 F - F7 -
Now the harbour light is calling.. this will be our last goodbye.

Bb F - Dm - Bb - C - F - F7 -
Though the carnival is over.... I will love you, till I die.

Chorus

F C C7 F - F7 -
Now the harbour light is calling.. this will be our last goodbye.

Bb F - Dm - Bb - C - F - F7 -
Though the carnival is over.... I will love you, till I die.

Outro

Bb F - Dm - Bb - C - F
Though the carnival is over.... I will love you, till I die.

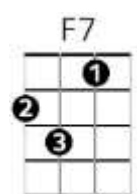
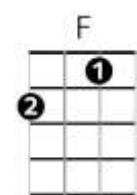
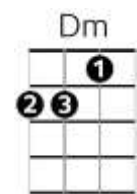
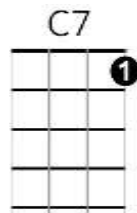
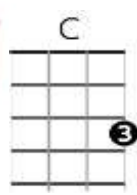
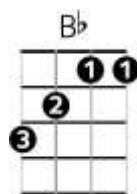
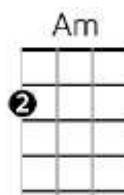
C7- F - - C7- F - - C7- F - - C7- F_{stop} (as intro)

Strum (try these)

Intro: (du) d - dududu d -

Verse: d - dududu d - du

Chords



Golden Slumbers/Carry that Weight/The End – The Beatles (1969)

Intro: Am7 Am7 { strum: try d- du -u du }

Chords

Am7 / Dm Dm(7) - Dm -

Once there was a way - - to get back homeward

G7 / C -

Verse

Once there was a way - - to get back home,

E7 - Am - Dm G7 C {pause}

Sleep pretty darling do not cry - And I will sing a lullaby-y

C F(maj7) C C F(maj7) C -

Golden slumbers fill your eyes, Smiles awake you when you rise

E7 - Am - Dm G7 C {pause}

Sleep pretty darling do not cry - And I will sing a lullaby-y

Verse

C G7 / C

Boy, you're gonna carry that weight, carry that weight a long time

C G7 / C - G -

Boy, you're gonna carry that weight, carry that weight a long time

Am7 Dm(7) - Dm - G7 C(sus4) - C - F(maj7) Dm - E7 - Am

Am7 Dm G7 C

- I never give you my pil-low - I only send you my invitations

F(maj7) Dm - E7 - Am - G| - G||

- And in the middle of the ce-lebrations I break-down

C G7 / C

Boy, you're gonna carry that weight, carry that weight a long time

C G7 / C - G - A

Boy, you're gonna carry that weight, carry that weight a long time

C - G - A C - G - A {1,2,3,4,5,6,7, all good children go to heaven}

C - G - A - - A-D - - B7- E7 A B7 (A)

|||| ||| ||| || - drum, pat uke or strum Z chord?

A- D - - B7- E7 A B7 (A)

Oh yeah... All right Are you gonna be in my dreams... tonight?

|||| ||| ||| ||| ||| then: A7 D7 A7 D7

A7 D7 (x12 ?) then: A||| A||| A||| A|||

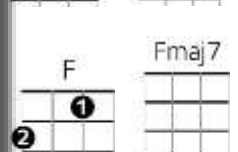
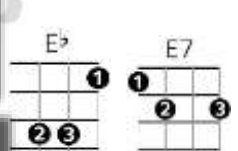


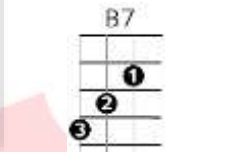
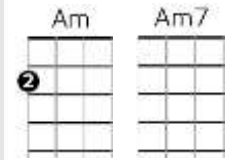

Love you .. love you (x12 ?) with drama and freak-out

A / G / F {slowing down}

And in the end - - - the love you take - - - is e - qual to

Dm - G7 - C D7 Eb - F - C {stop}

The lo-o-o-o-ove you make - - ah aah..... aah... aah... aah



Take On Me - A-Ha (1984)

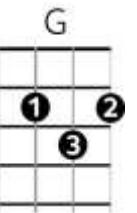
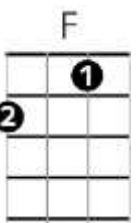
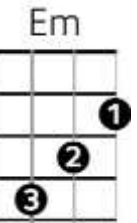
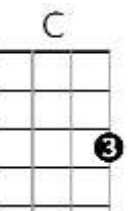
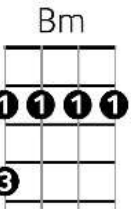
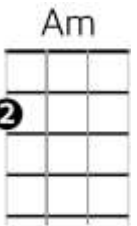
Intro: Am D G C - G - (x3) Strum: d- du -u du

Am D G C - G -
Talking away, I don't know what - - I'm to say,

Am D G C - G -
I'll say it any way, today's another day to find you,

Am D Em C
- Shy-ing a-way, - I'll be coming for your love, OK?

Chords



G	D	Em	C	Chorus			
Take	on	me	<i>Take on me</i>				
G	D	Em	C				
Take	me	on	<i>Take on me</i>				
G	D	Em	C	G	D	C	D
I'll	be	gone	- - -	In a day or	-	twooooooooooooo	

Am D G C - G -
So needless to say, I'm odds and ends, but I'll be ...

Am D G C - G -
Stumb - ling a - way, slowly learning that life is Okay-ay,

Am D Em C
Say it after me, - it's no better to be safe than sorry.

Chorus

Bm / F / Bm / F / Am / D /
Am D Am D
Am D G C - G - (x3)

Am D G C - G -
The things that you say, - is it life or - just to play,

Am D G C - G -
My wor - ries a - way, you're all the things I've got to remember,

Am D Em C
You're shy - ing a - way, - I'll be coming for you anyway

G D Em C
Take on me *Take on me*

G D Em C
Take me on *Take on me*

G D Em C G D Em C
I'll be gone - - in a - daaaaaaaay *Take on me*

G D Em C
Take me on *Take on me*

G D Em C G D Em C G{stop}
I'll be gone - - in a - daaaaaaaay

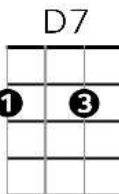
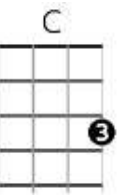

Take on me

I Only Want to Be With You – Dusty Springfield (1963)

Intro: G - C - D7 (x2)

Chords

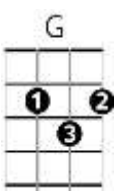
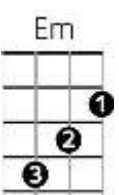
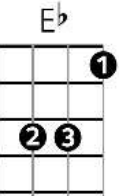
G	Em	Chorus
I don't know what it is that makes me love you so		
G	Em	
I only know I never want to let you go		
C - D7 -	Am - D7 -	
Cause you started something, Oh can't you see		
G	Em	
That ever since we met you've had a hold on me		
C	D7	Am - D7 - G-C- G -
It happens to be tru-ue, I only want to be with you		



G	Em	
It doesn't matter where you go or what you do		
G	Em	
I want to spend each moment of the day with you		
C - D7 -	Am - D7 -	
Oh look what has happened with just one kiss		
G	Em	
I never knew that I could be in love like this		
C	D7	Am - D7 - G-C- G -
It's crazy but it's tru-ue, I only want to be with you		

Bridge

Eb	/	G - C - G
- You stopped and smiled at me, Asked if I cared to da-a-ance		
D7	/	A7 D7 {pause}
I fell into your open arms, I didn't stand a chance .. Now listen honey,		

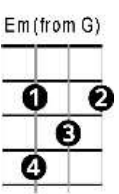


G	Em	Verse
I just want to be beside you everywhere		
G	Em	
As long as we're together honey, I don't care		
C - D7 -	Am - D7 -	
'Cause you started something, Oh can't you see		
G	Em	
That ever since we met you've had a hold on me		
C	D7	Am - D7 - G-C- G -
No matter what you do-oo, I only want to be with you		

Chorus (instrumental?)

Bridge + Verse

C	D7	Am - D7 - G-C- G {stop}
I said, no matter, no matter what you do-oo, I only want to be with you		



The Hippopotamus Song – Flanders and Swann (1960)

Intro : G / Am D7 (3/4 time)

G / Am D7 Em A D /

A bold hippopotamus was standing one day .. on the banks of the cool Shalima

G / Am B7 Em A D /

He gazed at the bottom as he peacefully lay .. by the light of the evening star.

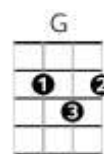
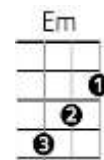
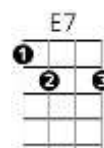
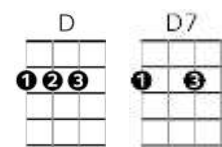
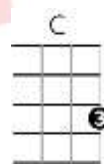
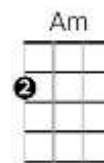

Dm E7 Dm E7 Dm E7 Am D

A-way on a hilltop, sat combing her hair, his fair hip-po-po-ta-mi maid

Em D Em D Am A7 D D7

The Hip-po-po-ta-mus was no ig-no-ra-mus & sang her this sweet se-re-nade:

Chords



Chorus
G / Am D Em A D D7

Mud, mud, glorious mud. Nothing quite like it for cooling the blood.

G / C Am C G Am D7 G

So follow me follow, down to the hollow & there let us wallow in glo - orious mud.

/ Am D7

G / Am D7 Em A D /

The fair hip-po-potama he aimed to entice .. from her seat on that hilltop above,

G / Am B7 Em A D /

As she hadn't got a Ma to give her advice, came tip-toeing down to her love.

Dm E7 Dm E7

Like thunder the forest re-echoed the sound .. of the

Dm E7 Am D

song that they sang as they met

Em D Em D Am A7 D D7

His in-a-mo-rata adjusted her garter and lifted her voice in duet.

Chorus

G / Am D7 Em A D /

Now more hip-po-potami began to convene .. on the banks of that river so wide

G / Am B7 Em A D /

I wonder now what am I to say of the scene .. that ensued by the Shalimar side

Dm E7 Dm E7

They dived all at once with an ear-splitting splosh,

Dm E7 Am D

then rose to the surface again

Em D Em D Am A7 D D7

A reg-u-lar army of hip-po-pot-ami .. all singing this haunting refrain

Chorus (x 2) main section, up to last MUD, overlapping on MUD

/ G / C Am {slowing down

So follow me follow, down to the hollow

C G Am D7 G{stop}

And there let us wallow in glor-or-or-i-ous mud.

End of the Line – The Travelling Wilburys (1988)

Intro {intro strum: -- du -u du | d- d- d{pause} }

- F F F F-C-C_{pause} - F F F F-G-C_{pause} - F F F F-Am7-F-G- C_[2]_{pause} (- -)

Well, it's **[C]**al - - - **[/]**right, **[C -]**riding a-**[G -]**round in the **[F]**reeze. **George**
 Well, it's **[C]**al - - - **[/]**right, **[C -]**if you live the **[G -]**life you **[C]**please
 Well, it's **[C]**al - - - **[/]**right, **[C -]**doing the **[G -]**best you **[F]**can
 Well, it's **[C]**al - - - **[/]**right, as **[C -]**long as you **[G -]**lend a **[C]**hand **[/]***

[F]-You can sit a**[/]**round & wait for the **[C]**phone to ring (*at the **[/]**end of the line*)
[F]-Waiting for some**[/]**one to tell you **[C]**everything (*at the **[/]**end of the line*)
[F]-Sit around & **[/]**wonder what to**[C]**orrow will bring (*at the **[/]**end of the line*)
 Maybe a **[G7]**diamond ring **[/]** **TOM**

Well, it's **[C]**al - - - **[/]**right, **[C -]**even if they **[G -]**say you're **[F]**wrong **Jeff**
 Well, it's **[C]**al - - - **[/]**right, **[C -]**sometimes you **[G -]**gotta be **[C]**strong
 Well, it's **[C]**al - - - **[/]**right, as **[C -]**long as you get **[G -]**somewhere to **[F]**lay
 Well, it's **[C]**al - - - **[/]**right, **[C -]**everyday is **[G -]**judgment **[C]**day **[/]***

[F] - - Maybe **[/]**somewhere down the **[C]**road aways (*at the **[/]**end of the line*)
 You'll **[F]**think of me - **[/]**wonder where I **[C]**am these days (*at the **[/]**end of the line*)
 Maybe **[F]**somewhere down the **[/]**road
 - when some**[C]**body plays (*at the **[/]**end of the line*) **[G7]**Purple haze **[/]** **TOM**

Well, it's **[C]**al - - - **[/]**right, **[C -]**Even when **[G -]**push comes to **[F]**sho-ove **Roy**
 Well, it's **[C]**al - - - **[/]**right, **[C -]**if you got**[G -]**someone to **[C]**love
 Well, it's **[C]**al - - - **[/]**right, **[C -]**Everything'll **[G -]**work out **[F]**fi-ine
 Well, it's **[C]**al - - - **[/]**right, we're **[C -]**goin' to the **[G -]**end of the **[C]**line **[/]***

[F] - - Don't have to **[/]**be ashamed of the**[C]**ar I drive (*at the **[/]**end of the line*)
[F]-I'm just glad to **[/]**be here, happy to **[C]**be alive (*at the **[/]**end of the line*)
[F] - - It don't **[/]**matter, if you're **[C]**by my side (*at the **[/]**end of the line*)
 I'm **[G7]**satisfied **[/]** **TOM**

Well, it's **[C]**al - - - **[/]**right, **[C -]**even if you're **[G -]**old and **[F]**grey **George**
 Well, it's **[C]**al - - - **[/]**right, you **[C -]**still got **[G -]**something to **[C]**say

Well, it's **[C]**al - - - **[/]**right, **[C -]**remember to **[G -]**live & let **[F]**live **Jeff**
 Well, it's **[C]**al - - - **[/]**right, the **[C -]**best you can **[G -]**do is for**[C]**give
 Well, it's **[C]**al - - - **[/]**right, **[C -]**riding a**[G -]**round in the **[F]**reeze
 Well, it's **[C]**al - - - **[/]**right, you **[C -]**live the **[G -]**life you **[C]**please

Well, it's **[C]**al - - - **[/]**right, **[C -]**even if the **[G -]**sun don't **[F]**shine **George**
 Well, it's **[C]**al - - - **[/]**right, we're **[C -]**going to the **[G -]**end of the **[C]**line **[/]**


Outro

- F F F F-C-C_{pause} - F F F F-G-C_{pause} - F F F F-Am7-F-G- C_[2]_{pause}

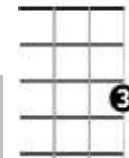
Notes: **[/]*** = 'twiddly' C chord! Everyone sings the **Red** parts.

Chords

Am7



C




3

C[2]

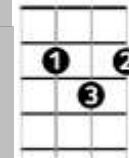
At Fret 7



F



G



G7



Eve of Destruction – Barry McGuire (1965)

Intro: **D** - *Dsus4-Dsus2-* (x4) du du -u du

The **[D]**Eastern world - **[G -]**it is ex**[A7 -]**plodin'
[D]Violence flarin' - **[G -]**bullets **[A7 -]**loadin'
 You're **[D]**old enough to kill - **[G -]** but not for **[A7 -]**votin'
 You **[D]**don't believe in war - but **[G -]**what's that gun you're **[A7 -]**totin'?
 And **[D]**even the Jordan River has - **[G -]** bodies **[A7 -]**floatin'. But you ..

D	G -	A7 -	D	Bm	Chorus
- Tell me ...	over and	over and	over again	my friend	
G	A7	D - Dsus4-Dsus2-			
Ah, you don't believe we're on the Eve of Destruction					
D - Dsus4-Dsus2-	G	A			

[D]Don't you understand what I'm - **[G -]** tryin' to **[A7 -]** say?
[D]Can't you feel the fears I'm **[G -]** feelin' to **[A7 -]**day?
 If the **[D]**button is pushed there's **[G -]**no running a **[A7 -]**way
 There'll be **[D]**no one to save .. with the **[G -]** world in a **[A7 -]** grave
 Take a **[D]**look around u boy, it's **[G -]**bound to scare u **[A7 -]** boy. And you..

Chorus +

D - Dsus4-Dsus2- **D - Dsus4-Dsus2-**

Yeah my **[D]**blood's so mad, feels **[G -]** like coagu**[A7 -]**latin'
[D]I'm sittin' here just **[G -]** contem**[A7 -]**platin'
[D]I can't twist the truth, it **[G -]** knows no regu**[A7 -]**lation
[D]Handful of Senators don't **[G -]** pass legis**[A7 -]**lation
 And **[D]**Marches alone can't **[G -]**bring inte**[A7 -]**gration
 When **[D]**human respect is **[G -]** disinte**[A7 -]**gratin'
 This **[D]** whole crazy world is **[G -]** just too frust**[A7 -]**ratin'. And you ...

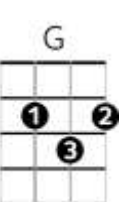
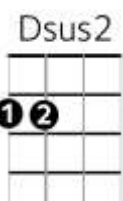
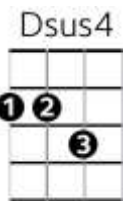
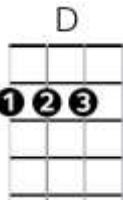
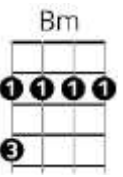


Chorus +

D - Dsus4-Dsus2- **D - Dsus4-Dsus2-**

[D]Think of all the hate there **[G -]**is in Red **[A7 -]**China
 Then **[D]**take a look around to **[G -]**Selma Ala**[A7 -]**bama
 And **[D]**you may leave here for **[G -]**four days in **[A7 -]**space
 But **[D]**when you return it's the **[G -]**same old **[A7 -]**place
 The **[D]**pounding of the drums, the **[G -]**pride and dis**[A7 -]**grace
 You can **[D]**bury your dead, but **[G -]**don't leave a **[A7 -]**trace
 Hate your **[D]**next door neighbour, but **[G -]**don't forget to **[A7 -]**say grace

And **[D]** - tell me **[G -]**over and **[A7 -]**over and **[D]**over **and over**
 a**[Bm]**gain my friend
 You **[G]**don't believe we're **[A7]**on the Eve of De**[D]**struction **[-]**No, No, you
[G]don't believe we're **[A7]**on the Eve of De**[D -]**struction *Dsus4-Dsus2-*
D - Dsus4-Dsus2- **D - Dsus4-Dsus2-** **D{stop}**

Chords




Three Lions – Baddiel & Skinner, The Lightning Seeds (1996)

Chords

Intro: C / G / C / G (/) {strum: d- du -u du}

C / G /
It's coming home, it's coming home, it's coming, football's coming home

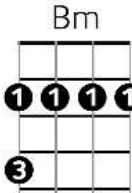
x 4



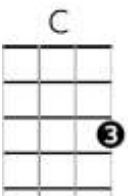
Am D G E(7)
- - Everyone seems to know the score, they've seen it all

Am D G E(7)
Befo-o-ore - they just know, they're so sure, that England's gonna

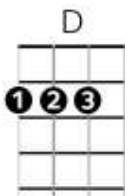
Am D G E(7)
Throw it away, blow it away, but I know they can play, 'cause I remember:



C D G E(7) **Bridge**
Three Lions on a shirt, Jules Rimmet still gleaming,
C D G E(7)
Thir-ty years of hurt, Never stopped me dreaming,




Am D G E(7)
- - So many jokes, so many sneers, but all those
Am D G E(7)
"Oh so nears", wear you down through the years, but I still see that
Am D G
tackle by Moore, when Lineker scored, Bobby belting the ball, and
E(7)
Psycho screaming



Bridge

Am F Bm E(7) (X2)
Am F E(7) {pause} (/) then start quietly ...
- I know that was then, but-it-could-be again



C / G /
It's coming home, it's coming home, it's coming, football's coming home

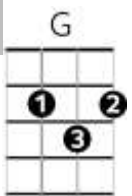

x 4

C / G /
It's coming home, it's coming home, it's coming, football's coming home

(Three Lions on a shirt Jules Rimmet still gleaming)

C / G /
It's coming home, it's coming home, it's coming, football's coming home

(Thirty years of hurt Never stopped me dreaming)



(Repeat last 2 lines, fading away !)

'Baby' Medley – (1938, 1926,1928) Warren & Mercer, Davis & Akst, McHugh & Fields

Intro: **C - E7 - A7 D7 - G7 - C**


Chords

A7 / **D7** /
 You must have been a beautiful baby, you must have been a wonderful child.
G7 /
 When you were only starting to go to kindergarten
C{pause} - **C-B-Bb**- (rundown**)
 I bet you drove the little boys wild.
A / **D7** /
 And when it came to winning blue ribbons, you must have shown the other kids how.
C{pause} **Am**{pause}
 I can see the judges' eyes as they handed you the prize
C{pause} **D7**
 You must have made the cutest bow.
C - E7 - A7 D7 - G7 - C (x2)
 You must've been a beautiful ba-by, 'cause baby won't you look at you now

C / / **C - Gdim - G7** /
 Ba - by face - you've got the cutest little Ba - by face
G7 **G7 - Gdim - G7** / **C** **A7**
 - There's not another one could take your place, Ba - by face,
D7 / **G7**{pause} (/)
 My poor heart is jumpin', - you sure have started somethin'
C / / / **E7** / **Am** **C7**
 Ba - by face, - I'm up in heaven when I'm in your fond embrace,
F **B7** **C** **A7** **D7** **G7** **C** / (x2)
 I don't need a shove, 'cause I just fell in love with your pretty Baby face

Am7 D7 (Key Change from C to G)

G **G - Gdim - Am7** **D7** **G** **G - Gdim - Am7** **D7**
 I can't give u anything but love, Baby. That's the only thing I've plenty of, Baby
G7 / **C** **Am**
 Dream a - while, scheme a - while, You're sure to find
A7 / **Am7**{pause} (/)
 Happiness, and I guess .. all those things you've always pined for
G **G - Gdim - Am7** **D7**
 Gee, I'd like to see you lookin' swell, Ba - by
Dm(7) **G7** **Cmaj7** **Am**
 Diamond bracelets Woolworth doesn't sell, Ba - by
C **Cm** **G** **E7**
 'Til that lucky day you know darn well, Ba - by
Am7 **D7** **G** **E7** **Am7** **D7** **G**
 I can't give you anything but love .. no, no .. I can't give you anything but love
E7 **Am7** **D7** **G** **G - G/D**{stop}
 No, Baby, I can't give you anything but love

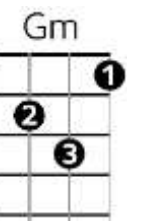
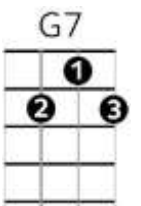
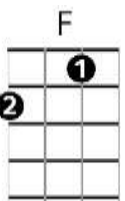
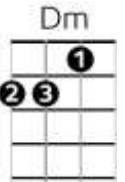



** move **Bb** shape  from fret 3 (C chord) to fret 2 (B chord) to fret 1 (Bb chord) .. then to fret 0 (A chord)

Summer Holiday – Cliff Richard & The Shadows (1963)

Intro: F Dm Gm C7 (x 2) (2 beats each chord)

F Dm Gm C7
We're all going on a - summer holiday
F Dm Gm C7
- No more working for a - week or two
F Dm Gm C7
Fun and laughter on our - summer holiday
Gm C7 F Am** Gm C7 F /
No more worries for me or you - For a week or two

Chords



Gm C F Dm **Bridge**
We're going where the sun shines brightly
Gm C F /
We're going where the se - ea is blue
Am / D7 / G7 / C Caug
We've seen it in the movies - now let's see if it's true

F Dm Gm C7 **Verse 2**
Every body has a - summer holiday
F Dm Gm C7
- Doing things they always - wanted to
F Dm Gm C7
So we're going on a - summer holiday
Gm C7 F Am** Gm C7 F /
- To make our dreams come tru - u - ue - for me and you

Instrumental
F Dm Gm C7 (x3)
Gm C F Am** Gm C F /

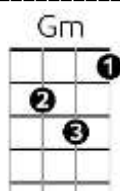
Bridge

Verse 2

Outro (fading)

Gm C7 F Dm **Gm C7 F Dm** x 3
- for me and you
- mm-mm-m-mmm
Gm C7 F_{stop}
- mm-mm-m-mmm

** rundown using Gm shape from fret 3 (Am) to fret 2 (G#m) to fret 1 (Gm)

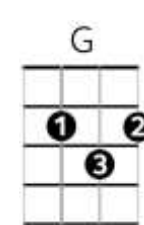
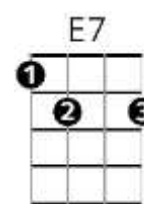
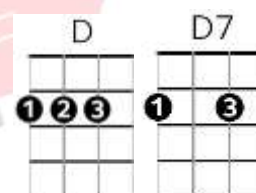
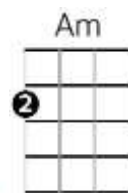



Congratulations – Martin & Coultter, Cliff Richard (1968)

Intro: G / dTTT T {d- du -u d- (x2) dTTT T} T=Tap

{pause}	G	/	A	A7	Chorus
Congratulations	-	and	celebrations		
When I tell everyone that you're in love with me					
Congratulations	-	and	jubilations		
I want the wo-orld to know I'm happy as can be.					

Chords



D D7 G /
Who could believe that-I-could-be happy and contented?
D D7 G /
I used to think that happiness hadn't been invented
E7 / Am /
But that was in the bad old days before I me-et you
A A7 D / dTTT T
When I le-et you - walk into my heart

Chorus

D D7 G /
I was afraid that maybe you thought you were abo-ove me
D D7 G /
That I was fooling with myself to think you lo-oved me
E7 / Am /
But then tonight you said - you couldn't live without me
A A7 D / dTTT T
That round about me - you wanted to stay

Chorus

... start slowly and speed up ...
{pause} G / A A7
Con - grat - u - la - tions - and cel - e - bra - tions
D / G /
When I tell everyone that you're in love with me
G / A /
Congratulations - and jubilations
D D7 G / {pause}
I want the world to know I'm happy as can be.
D / D7 {pause} G / dTTT T
I want the world to know - - - I'm happy as can be.

F#-G {stop} {slide the G shape from fret 1 to 2}

Only Love Can Break Your Heart – Neil Young (1970)

- Florence and The Machine (2016)

Main Strum ($\frac{3}{4}$ time)

d d d | D - d | D - d | D - -

Chords

Intro

D7 G - Gadd9- C D (x 2)

D7 G - Gadd9- C D

When you were young and on your own

D7 G - Gadd9- C D /

How did it feel to be a-lone?

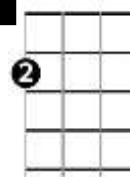
Gmaj7 / Am7 /

I - was always thinking of games that I was playing

Gmaj7 / Am7

Trying-to-make - the best of my time


Am



Am7



Bm7



D7 Cmaj7 / Bm7

But only love can break your heart

/ Am / D

Try to be sure right from the start

D7 Cmaj7 / Bm7

Yes only love can break your heart

/ Am / D

What if your world should fall a-part?

Chorus

D7 G - Gadd9- C D (x 2)

D7 G - Gadd9- C D

I have a friend I've never seen,

D7 G - Gadd9- C D /

He hides his head in - side a dream

Gmaj7 / Am7 /

Someone should call him and see if he can come out

Gmaj7 / Am7

Try-to-lose the down that he's found

Chorus

D7 G - Gadd9- C D (x 2)

D7 G - Gadd9- C D

I have a friend I've never seen,

D7 G - Gadd9- C D

He hides his head in - side a dream

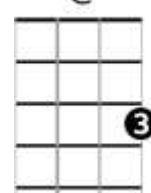
D7 G - Gadd9- C D

Yes only love can break your heart (x3)

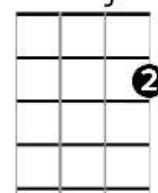
D7 G - Gadd9- C D / G{stop}

Yes only love can break your heart

C



Cmaj7



D



D7



G



Gadd9



Gmaj7

