

MUG Songsheets Book 1: Contents

1.	<u>Jerusalem</u>	Blake and Parry
2.	<u>You Can't Always Get What You Want</u>	Rolling Stones
3.	<u>Jamaica Farewell</u>	Harry Belafonte
4.	<u>Stand By Me</u>	Ben E. King
5.	<u>Bye Bye Love</u>	Everly Brothers
6.	<u>Let It Be</u>	The Beatles
7.	<u>Let's Twist Again</u>	Chubby Checker
8.	<u>All I Have to do is Dream</u>	Everly Brothers
9.	<u>Living Doll</u>	Cliff Richard
10.	<u>Twist and Shout</u>	The Beatles
11.	<u>Sailing</u>	Rod Stewart
12.	<u>I'm a Believer</u>	The Monkeys
13.	<u>You Are My Sunshine</u>	Jimmie Davis
14.	<u>I Wanna Be Like You</u>	Sherman Bros
15.	<u>I Saw Her Standing There</u>	The Beatles
16.	<u>Roll Over Beethoven</u>	Chuck Berry
17.	<u>Eight Days a Week</u>	The Beatles
18.	<u>These Boots are made for Walking</u>	Lee Hazlewood
19.	<u>Imagine</u>	John Lennon
20.	<u>Feelin Groovy</u>	Paul Simon
21.	<u>Fields of Gold</u>	Sting
22.	<u>Dance the Night Away</u>	The Mavericks
23.	<u>You're Sixteen</u>	Sherman Bros
24.	<u>Hallelujah</u>	Leonard Cohen
25.	<u>Sloop John B</u>	Beach Boys
26.	<u>Valerie</u>	Amy Winehouse
27.	<u>Dirty Old Town</u>	Ewan MacColl
28.	<u>Enjoy Yourself</u>	Jools Holland
29.	<u>Love Is All Around</u>	The Troggs, Wet Wet Wet
30.	<u>Meet Me on the Corner</u>	Lindisfarne
31.	<u>Rockin All Over The World</u>	Status Quo
32.	<u>Mustang Sally</u>	Wilson Pickett
33.	<u>Hey Soul Sister</u>	Train
34.	<u>Viva La Vida</u>	Coldplay
35.	<u>Five Years Time</u>	Noah and the Whale
36.	<u>One Day Like This</u>	Elbow
37.	<u>Got My Mojo Working</u>	Muddy Waters
38.	<u>Dedicated Follower of Fashion</u>	The Kinks
39.	<u>Where Have All The Flowers Gone?</u>	Pete Seeger

MUG Songsheets Book 1: Alphabetical Contents

8.	<u>All I Have to do is Dream</u>	Everly Brothers
5.	<u>Bye Bye Love</u>	Everly Brothers
22.	<u>Dance the Night Away</u>	The Mavericks
38.	<u>Dedicated Follower of Fashion</u>	The Kinks
27.	<u>Dirty Old Town</u>	Ewan MacColl
17.	<u>Eight Days a Week</u>	The Beatles
28.	<u>Enjoy Yourself</u>	Jools Holland
20.	<u>Feelin Groovy</u>	Paul Simon
21.	<u>Fields of Gold</u>	Sting
35.	<u>Five Years Time</u>	Noah and the Whale
37.	<u>Got My Mojo Working</u>	Muddy Waters
24.	<u>Hallelujah</u>	Leonard Cohen
33.	<u>Hey Soul Sister</u>	Train
15.	<u>I Saw Her Standing There</u>	The Beatles
14.	<u>I Wanna Be Like You</u>	Sherman Bros
12.	<u>I'm a Believer</u>	The Monkeys
19.	<u>Imagine</u>	John Lennon
3.	<u>Jamaica Farewell</u>	Harry Belafonte
1.	<u>Jerusalem</u>	Blake and Parry
6.	<u>Let It Be</u>	The Beatles
7.	<u>Let's Twist Again</u>	Chubby Checker
9.	<u>Living Doll</u>	Cliff Richard
29.	<u>Love Is All Around</u>	The Troggs, Wet Wet Wet
30.	<u>Meet Me on the Corner</u>	Lindisfarne
32.	<u>Mustang Sally</u>	Wilson Pickett
36.	<u>One Day Like This</u>	Elbow
31.	<u>Rockin All Over The World</u>	Status Quo
16.	<u>Roll Over Beethoven</u>	Chuck Berry
11.	<u>Sailing</u>	Rod Stewart
25.	<u>Sloop John B</u>	Beach Boys
4.	<u>Stand By Me</u>	Ben E. King
18.	<u>These Boots are made for Walking</u>	Lee Hazlewood
10.	<u>Twist and Shout</u>	The Beatles
26.	<u>Valerie</u>	Amy Winehouse
34.	<u>Viva La Vida</u>	Coldplay
39.	<u>Where Have All The Flowers Gone?</u>	Pete Seeger
13.	<u>You Are My Sunshine</u>	Jimmie Davis
2.	<u>You Can't Always Get What You Want</u>	Rolling Stones
23.	<u>You're Sixteen</u>	Sherman Bros

Jerusalem – William Blake (1804), Hubert Parry (1916), Elgar (1922)

Intro : C - - Am - - F - - C - - (3/4 time)

Chords

C - - Am - - F - C - -

And did those feet in ancient time

F - C - Dm - Am - F - -

Walk upon England's mountains green?

C - - Am - - Em - Am - -

And was the Holy Lamb of God

- Em - Am - Em - D - G - -

On England's pleasant pastures seen?

G - - Dm - - Gm - Dm - -

And did the countenance divine

Dm - - F - - Bb - F - -

Shine forth upon our clouded hills?

F - - Dm - G - G7 - C - -

And was Jerusalem builded here

- Am - C - Am - G - C - -

Among those dark satanic mills

C - - Am - - F - - C - -

C - - Am - - F - C - -

Bring me my bow of burning gold!

F - C - Dm - Am - F - -

Bring me my arrows of desire!

C - - Am - - Em - Am - -

Bring me my spear! Oh Clouds unfold!

- Em - Am - Em - D - G - -

Bring me my chariot of fire!

G - - Dm - - Gm - Dm - -

I will not cease from mental fight

Dm - - F - - Bb - F - -

Nor shall my sword sleep in my hand

F - - Dm - - G7 - C - -

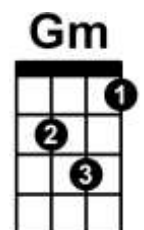
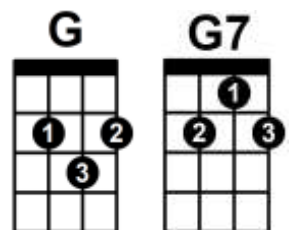
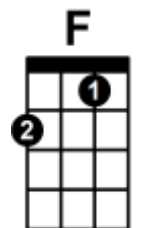
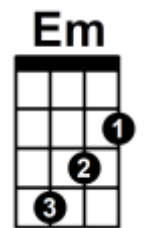
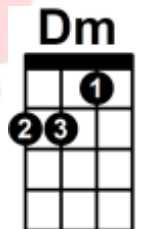
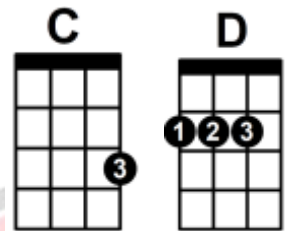
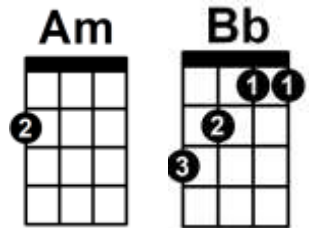
{slowing down}

'Til we have built Jerusalem

- Am - C - - G - C - -

In England's green and pleasant land!

C - - Am - - F - C{stop}



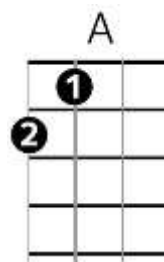
You Can't Always Get What You Want (V2) -- Rolling Stones (1968)

Intro : G C (x 4)

Chords

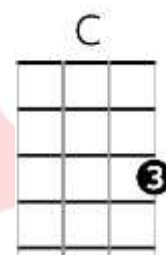
=====

G C G C
I saw her today at the reception ... a glass of wine in her hand
G C G C
I knew she would meet her connection, at her feet were footloose men

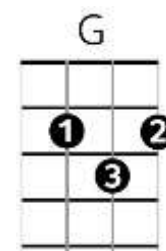


Chorus

G C
No, you can't always git what you want
G C
You can't always git what you want
G C
You can't always git what you want
A C {pause, 2 3 4, 1 2}
But if you try sometime, you just might find
{pause} G C G C
You get what you need .. Oh yeah, hey hey hey, oh yeah.



G C G C
And I went down to the demonstration, to git my fair share of abuse
G C
Singing, "We're gonna vent our frustration
G C
If we don't, we're gonna blow a 50-amp fuse"



Chorus

=====

G C G C
I went down to the Chelsea drugstore to git your prescription filled
G C G C
I was standing in line with Mr. Jimmy .. and man, did he look pretty ill
G C G C
We decided that we would have a soda, my favourite flavour, cherry red
G C G C
I sung my song to Mr. Jimmy, and he said one word to me, and that was "dead"
... I said to him

Chorus

=====

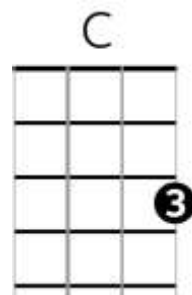
G C G C
I saw her today at the reception, in her glass was a bleeding man
G C
She was practiced at the art of deception,
G C
well I could tell by her blood-stained hands

Chorus (x2) with outro : {repeated section X6}
{pause} G C G C G{stop}
You get what you need .. Oh yeah, Aaaah .. ah ah aaah.

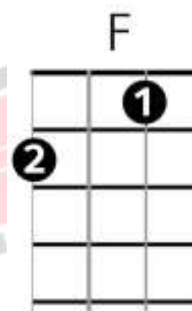
Jamaica Farewell -- Lord Burgess, Harry Belafonte

C **F**
 Down the way where the nights are gay
C - G7 - C
 and the sun shines daily on the mountain top,
C F C -
 I took a trip on a sailing ship and when I reach
G7 - C
 Jamaica I make a stop, **but I'm ...**

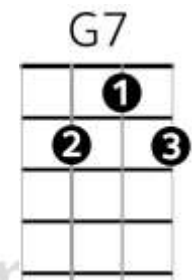
Chords



Chorus
C F G7 C
 Sad to say I'm on my way, won't be back for many a day
F
 My heart is down my head is turning around
C G7 C
 I had to leave a little girl in Kingston town



C F
 Sounds of laughter everywhere
C - G7 - C
 and the dancin' girls swing to and fro
C F
 I must declare my heart is there,
C - G7 - C
 though I been from Maine to Mexico, **but I'm ...**



Chorus

C F
 Down at the market you can hear
C - G7 - C
 ladies cry out while on their heads they bear
C F
 Ake rice, salt fish are nice,
C - G7 - C
 and the rum is fine any time of year, **but I'm ...**

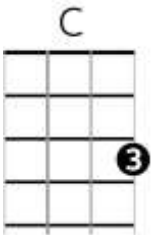
Chorus

C - G7 - C
 I had to leave a little girl in Kingston town
C - G7 - C
 I had to leave a little girl in Kingston town

Stand By Me (V1.5) -- Ben E. King (1961)

Intro: C / Am / F G7 C /
 { strum: d- d- -u du or d- du -u du }
 { scrape or Z chord on beat 2 }

Chords

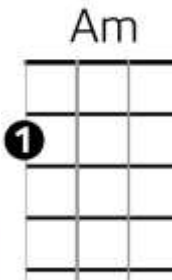


C / Am /
 When the night - - has come - - and the land is dark

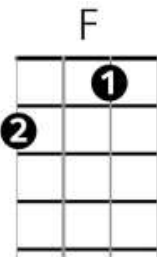
F G7 C /
 And the moon - - is the only - - light we'll see

C / Am /
 No I won't - - be afraid no-o I-I won't - - be afraid

F G7 C /
 Just as long - as you stand, stand by me - - So darling, darling,



C / Am / **Chorus**
 Sta-a-and - - by me, oh-oh sta-a-and - - by me
 F G7 C /
 Oh stand - - stand by me, stand by me

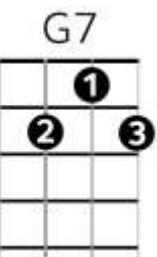


C / Am /
 If the sky - - that we look upon - should tumble and fall

F G7 C /
 Or the mountain - - should crumble - - to the sea

C / Am /
 I won't cry, I won't cry - no I wo-o-on't - - shed a tear

F G7 C /
 Just as long - as you stand, stand by me - - and darling, darling



Chorus

Instrumental

C / Am / F G7 C /
 C / Am / F G7 C (& darling, darling)

Chorus

(Whenever you're in trouble you just ..)

C / Am /
 Stand - - by me oh-oh sta-a-and - - by me

F G7 C /
 Oh stand - - stand by me, stand by me

*Repeat,
fading*

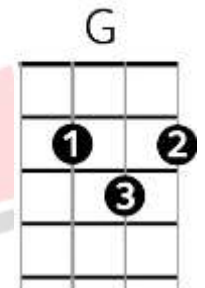

Bye Bye Love -- The Everly Brothers (1957)

Intro: **C /// G /// C /// G {pause}**

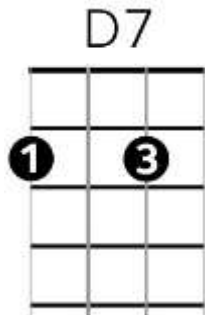
Chords

Chorus

C **G** **C** **G**
 Bye bye, love, Bye bye, happiness
C **G** **G / D7 / G ///**
 Hello, loneliness, I think I'm gonna cry
C **G** **C** **G**
 Bye bye, love, Bye bye, sweet caress
C **G** **G / D7 / G //**
 Hello, emptiness, I feel like I could die
 G / D7 / G /// G {pause}
 Bye bye, my love, bye bye.

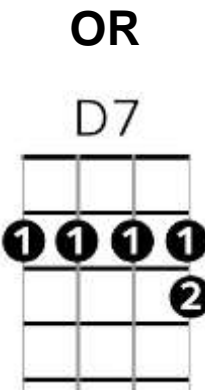


{pause} **D7** **D7** **G**
 There goes my baby, with someone new.
G **D7** **D7** **G** **G7**
 She sure looks happy, I sure am blue
 C **C** **D7**
 She was my baby ... till he stepped in
D7 **D7** **D7** **G** **G {pause}**
 Goodbye to romance ... that might have been.



Chorus (Instrumental?)

{pause} **D7** **D7** **G**
 I'm through with romance, I'm through with love
G **D7** **D7** **G** **G7**
 I'm through with counting ... the stars above
 C **C** **D7**
 And here's the reason... that I'm so free:
D7 **D7** **D7** **G** **G {pause}**
 My lovin' baby is through with me.



Chorus ... but replace last line with :

G / D7 / G /// (x2)
 Bye bye, my love, bye bye.
 G / D7 / G {single strum}
 Bye bye, my love, bye bye.

Let It Be (v1.5) -- The Beatles (1968)

Intro: C G Am F C G F - C-Dm- C

C G Am F
When I find myself in times of trouble, Mother Mary comes to me

C G F - C-Dm- C
Speaking words of wisdom, let it be

C G Am F
And in my hour of darkness she is standing right in front of me

C G F - C-Dm- C
Speaking words of wisdom, let it be

Am	G	F	C	Chorus 1
Let it be,	let it be,	let it be-e,	let it be	
C	G	F - C-Dm-	C	

Whisper words of wisdom, let it be

C G Am F
And when the broken hearted people living in the world agree

C G F - C-Dm- C
There will be an answer, let it be

C G Am F
For though they may be parted, there is still a chance that they will see

C G F - C-Dm- C
There will be an answer, let it be

Am	G	F	C	Chorus 2
Let it be,	let it be,	let it be-e,	let it be	
C	G	F - C-Dm-	C	

There will be an answer, let it be

Chorus 1

	F	C	Dm	C	B \flat	F	G	F	C	(x2)
A	12	10	8	7	5	3	2	0	3	
E	13	12	10	8	6	5	3	1	0	
C										
G										

C G Am F C G F C (x2)

C G Am F
And when the night is cloudy there is still a light that shines on me

C G F - C-Dm- C
Shine until tomorrow, let it be

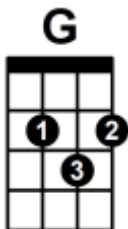
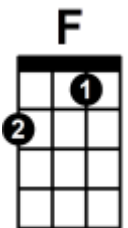
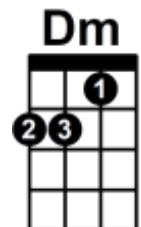
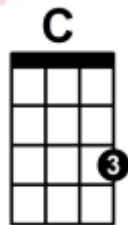
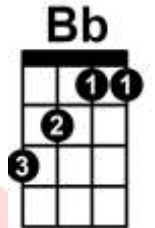
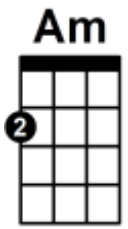
C G Am F
I wake up to the sound of music, Mother Mary comes to me

C G F - C-Dm- C
Speaking words of wisdom, let it be

Chorus 2 + Chorus 1

F - C-Dm- C - B \flat -F- G - F - C *{slowing down}*

Chords



Let's Twist Again – Chubby Checker

C **Am**
 Come on, let's twist again, like we did last summer
F **G7**
 Yeah, let's twist again, like we did last year
C **Am**
 Do you remember when, things were really hummin'
F **G7** **C (C7)**
 Yeah, let's twist again, twistin' time is here

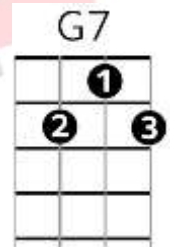

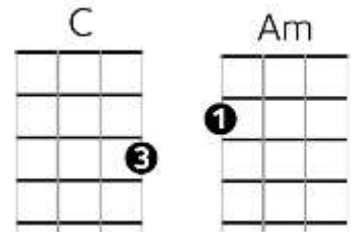
=====
F **C**
 And 'round and a 'round and a up and down we go again
F **(Dm)** **G(7)** **G7**
 Oh, baby make me know you love me so and then

=====
C **Am**
 Twist again, like we did last summer
F **G7** **C**
 Come on, let's twist again, like we did last year

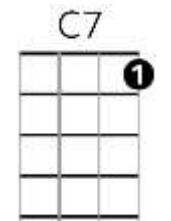
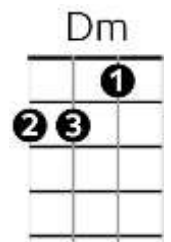
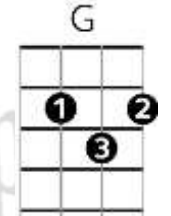
=====

Repeat whole song again

Chords



Optional Chords



Marlow Ukulele Group

www.marlowuke.co.uk

All I Have To Do Is Dream (V1.5) -- Everly Brothers (1958)

Intro : C Am F G7

C Am F G7
 Dre-e-e-e-eam, dream, dream, dre-eam,
 C Am F G7
 Dre-e-e-e-eam, dream, dream, dre-eam,

C Am F G7
 When I want you - - in my arms

C Am F G7
 When I want you - and all your charms

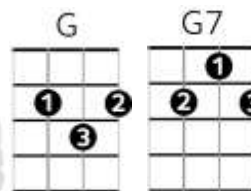
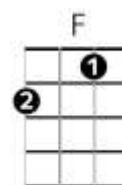
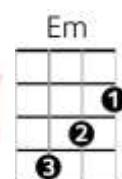

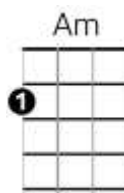
C Am F G7
 Whenever I want you ... all I have to do is

C Am F G7
 Dre-e-e-e-eam, dream, dream, dre-eam,

C Am F G7 C Am F G7
 When I feel blue - - in the night, and I need you - to hold me tight

C Am F G7 C F C C7
 Whenever I want you ... all I have to do is dre-e-e-e-e-eam

Chords



F	/	Em	/	Chorus			
I can make you mine,		taste your lips of wine,					
F(Dm)	G7	C	C7				
anytime,	-	night or day					
F	/	Em	/	F(D7)	/	G	G7
Only trouble is	-	gee whiz,		I'm dreaming my life away			

C Am F G7 C Am F G7
 I need you so - that I could die, I love you so - and that is why

C Am F G7
 Whenever I want you ... all I have to do is

C Am F G7 C F C C7
 Dre-e-e-e-eam, dream, dream, dre-eam ... dre-e-eam

Chorus

C Am F G7 C Am F G7
 I need you so - that I could die, I love you so - and that is why

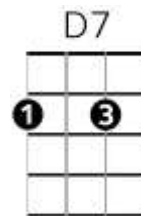
C Am F G7
 Whenever I want you ... all I have to do is

C Am F G7
 Dre-e-e-e-eam, dream, dream, dre-eam,

C Am F G7
 Dre-e-e-e-eam, dream, dream, dre-eam,

C Am F G7 C F C{stop}
 Dre-e-e-e-eem, dream, dream, dre-eam, dre-e-eam

Alternative Chords

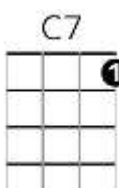
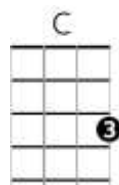


Living Doll (v2.0) – Lionel Bart, Cliff Richard (1959), Brian Ward (2012)

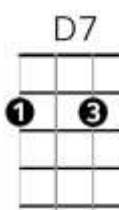
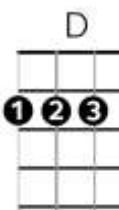
Intro: C C- { count 1 2 3 4, 1 2 }

Chords

C / /	C / /	D7	Boys?
Got myself a crying, talking, sleeping, walking, living doll			
G7 C C7 A7	- - Got to do my best to please her, just 'cause she's a living doll		
/ C G C /{pause}	- - Got a roving eye and that is why she satisfies my soul		
- - Got the one and only walking talking, living doll			
F / /	C / /	G7{pause} /	
Take a look at her hair, it's real, & if you don't believe what I say, just feel			
Gonna lock her up in a trunk so no big hunk can steal her away from me			

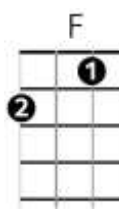


C / /	C / /	D7	Girls?
Got myself a crying, talking, sleeping, walking, living doll			
G7 C C7 A7	- - Got to do my best to please <u>him</u> , just 'cause <u>he's</u> a living doll		
/ C G C /{pause}	- - Got a roving eye and that is why <u>he</u> satisfies my soul		
- - Got the one and only walking talking, living doll			

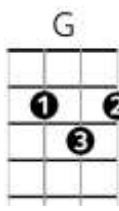


Instrumental

C / / /	C / /	D G C C7 A7 /	C G C /{pause}
Take a look at <u>his</u> hair, it's real, & if you don't believe what I say, just feel			
F / /	G7{pause} /	Gonna lock <u>him</u> up in a trunk so no young punk can steal <u>him</u> away from me	



C / /	C / /	D7	All ?
Got myself a crying, talking, sleeping, walking, living doll			
G7 C C7 A7	- - Got to do my best to please her, just 'cause she's a living doll		
/ C G C /{pause}	- - Got a roving eye and that is why she satisfies my soul		
- - Got the one and only walking talking, living doll			



C G{pause} C /{stop}
Got the one and only walking talking, living doll

Twist and Shout -- The Beatles (1963)

Intro: C - F - G7 C - F - G7 -

Chorus

- - C - F - G7 -
Well shake it up baby now, {*shake it up baby*}
- - C - F - G7
Twist and shout. {*twist and shout*}
- - - C - F - G7
Come on, come on, come on, come on, baby now, {*come on baby*}
- - - C - F - G7 -
Come on and work it all out. {*work it all out, ooh!*}

- - C - F - G7
Well work it all out, {*work it all out*}
- - - C - F - G7
You know you look so good. {*Look so Good!*}
- - - C - F - G7
You know you got me goin' now, {*Got Me Goin!*}
- - - C - F - G7 -
Just like I knew you would. {*Like I knew you would, ooh!*}

Chorus:

- - C - F - G7
You know you twist it little girl, {*Twist it little girl*}
- - - C - F - G7
You know you twist so fine. {*Twist so fine!*}
- - - C - F - G7
Come on and twist a little closer now, {*Twist a little closer!*}
- - - C - F - G7 - - -
And let me know that you're mine. {*Let me know you're mine, ooh!*}

Solo : play chords on tab

(x4)

Ukulele tab for the solo section. The tab shows four measures of chords: C, F, G, and G7. The strings are labeled T (Tenor), A (Alto), B (Bass), and g (Guitar). Fingerings are indicated by numbers 1, 2, 3, and 0 (open string).

G G G7 G7 G7 G7 G7 -
aaaaaa aaaaaa Aaaaaa Aaaaaa AAAAAA AAAAAA (*crescendo!*)

Chorus

Last verse ... but last G7 leads straight into :

- - - C - F - G7 (x3) - - -
Well, shake it, shake it, shake it, baby, now. {*shake it up baby*}
G G G7 G7 G7 G7 C{stop}
aaaaaa aaaaaa Aaaaaa Aaaaaa AAAAAA AAAAAA (*crescendo!*)

Chords

Ukulele chord diagram for C major. The strings are labeled T, A, B, g. Fingering: T (open), A (open), B (3), g (open).

Ukulele chord diagram for F major. The strings are labeled T, A, B, g. Fingering: T (2), A (1), B (open), g (open).

Ukulele chord diagram for G major. The strings are labeled T, A, B, g. Fingering: T (1), A (2), B (3), g (open).

Ukulele chord diagram for G7 major. The strings are labeled T, A, B, g. Fingering: T (1), A (2), B (3), g (open).

Sailing – Gavin Sutherland (1972), Rod Stewart

Intro: **G Em D D7**

G Em C G / D /
I am sailing, I am sailing ... home again across the sea.

Am Em Am G / D /
I am sailing, stormy waters, to be near you, to be free.

G Em C G / D /
I am flying, I am flying like a bird across the sea.

Am Em Am G / D /
I am flying, passing high clouds, to be near you, to be free.

G Em C G
Can you hear me, can you hear me, thru the dark night far away?

Am Em Am G / D /
I am dying, forever trying ... to be with you; who can say?

Solo - use verse 1 chords (or optional tab below)

G Em C G
Can you hear me, can you hear me, thru the dark night far away?

Am Em Am G / D /
I am dying, forever trying ... to be with you; who can say?

G Em C G
I am sailing, I am sailing, home again, across the sea.

Am Em Am G
I am sailing stormy waters, to be near you, to be free.

Am G
Oh Lord, to be near you, to be free **(x2)**

Note : To play **Em** after playing **G**, you can just add your 4th finger to the **G** chord .. see **Em (from G)** in chords

Optional Solo Tab

Chords

Am

C

D

D7

Em

OR

Em (from G)

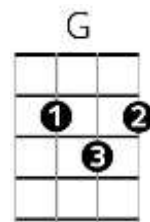
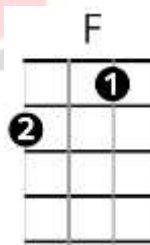
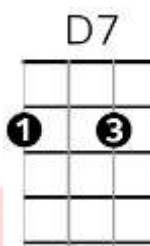
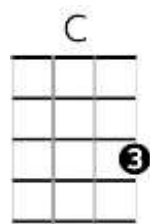
G

I'm A Believer -- Neil Diamond(1966), The Monkeys

Intro: **G G C C G (x2)**

G **D7** **G** /
I thought love was only true in Fairytale
G **D7** **G** /
Meant for someone else but not for me
C **G** **C** **G**
Love was out to get me ... that's the way it seemed
C **G** **D7** **D7 {pause}**
Disappointment haunted all my dreams

Chords



Chorus

{pause} **G G C C G** **G G C C G**
Then I saw her face,now I'm a believer
G G C C G **G G C C G**
Not a trace of doubt in my mind.
G **C** **G**
I'm in love ... whoa .. I'm a believer!
F **D7** **D7 {pause}**
I couldn't leave her if I tried.

G **D7** **G** /
I thought love was more or less a givin' thing
G **D7** **G** /
Seems the more I gave the less I got
C **G** **C** **G**
What's the use in tryin? All you get is pain
C **G** **D7** **D7 {pause}**
When I needed sunshine I got rain

Chorus

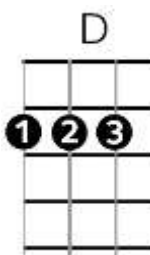
Solo (first 2 lines of verse) : **G /// D7 /// G /// G /// (x2)**

C **G** **C** **G**
Love was out to get me ... that's the way it seemed
C **G** **D7** **D7 {pause}**
Disappointment haunted all my dreams

Chorus

Outro: **G G C C G (x4)**

Alternative to D7 In first 2 lines of verses



You Are My Sunshine -- Jimmie Davis and Charles Mitchell ??

Intro: G C D7 (1 bar of each)

D7 G / G7 /

The other night, dear, as I lay sleeping,

C / G G7

I dreamed I held you in my arms

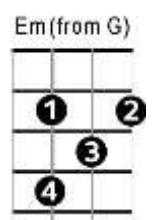

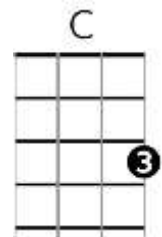
C / G Em

When I a-woke, dear, I was mis-taken

G D7 G D7 {pause}

So I hung down my head and I cried

Chords



or

{pause} G / G7 / **Chorus**

You are my sunshine, my only sunshine

C / G G7

You make me happy when skies are grey

C / G Em

You'll never know, dear, how much I love you

G D7 G D7

Please don't take my sunshine a-way

G / G7 /

I'll always love you and make you happy,

C / G G7

If you will only say the same

C / G Em

But if you leave me and love another

G D7 G D7 {pause}

You'll re-gret it all some day

G / G7 / **Chorus**

You told me once, dear, you really loved me

C / G G7

And no one else could come between

C / G Em

But now you've left me and love another

G D7 G D7 {pause}

You have shattered all of my dreams

G / G7 / **Chorus**

In all my dreams, dear, you seem to leave me

C / G G7

When I awake my poor heart pains

C / G Em

So when you come back and make me happy

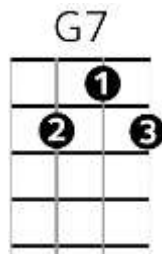
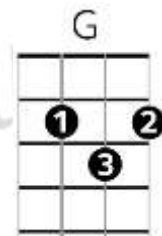
G D7 G D7 {pause}

I'll forgive you dear, I'll take all the blame

G / G7 / **Chorus**

Outro G D7 G G D7 G

Please don't take my sunshine a-way



I Wanna Be Like You – Robert & Richard Sherman (1967)

Intro : Am Am Am Am (4 bars)

Am / / E7
 Now I'm the king of the swingers, oh, the jungle V I P,
 E7 / / Am
 I've reached the top and had to stop and that's what botherin' me.
 Am / / E7
 I wanna be a man, mancub and stroll right into town,
 E7 / / |Am| |G7|
 And be just like the other men, I'm tired of monkeyin' a-round .. Oh..

C	/	A7	/	Chorus
Oo-bee-doo, I wanna be like you				
D7		G7		C G7
I wanna walk like you, Talk like you too.				
C	/	A7	/	
You'll see it's true an ape like me,				
D7		G7		C /
Can learn to be human too.				

Am / / E7
 Now don't try to kid me, mancub, I made a deal with you,
 E7 / / Am
 What I desire is man's red fire, to make my dream come true.
 Am / / E7
 Give me the secret, mancub, clue me what to do,
 E7 / / |Am| |G7|
 Give me the power of man's red flower, so I can be like you .. Oh ..

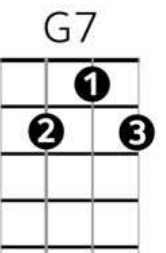
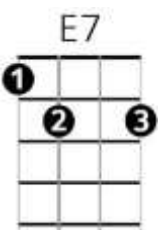
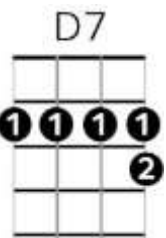
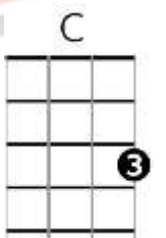
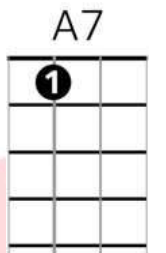
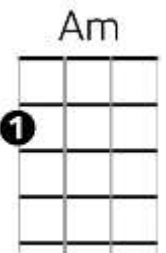
Chorus

Am / / E7
 I like your mannerisms, we'll be a set of twins
 E7 / / Am
 No one will know where man-cub ends and orangutan begins
 Am / / E7
 And when I eat bananas, I won't peel them with my feet
 E7 / / |Am| |G7|
 'Cause I'll become a man-cub and learn some etti – keet .. Oh ..

Chorus ... but with different last line:

D7 G7 C A7
 Can learn to be like someone like me
 Can learn to be like someone like you
 Can learn to be like someone like me C G7 C

Chords



I Saw Her Standing There (V2) – The Beatles (1963)

Intro: **G7 G7 G7 G7{pause}** (1 bar of each)

Chords

=====

G7 / C7 G7

Well she was just seventeen and you know what I mean

G7 / D7 /

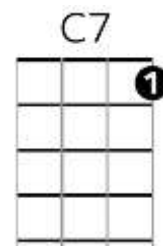
And the way she looked was way beyond compare

G G7 C7 Eb

So how could I dance with another ..oooh,

G7 D7 G7 G7{pause}

when I saw her standing there



=====

G7 / C7 G7

Well she looked at me and I, I could see

G7 / D7 /

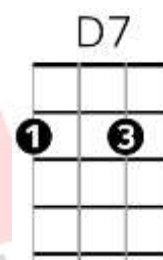
That before too long I'd fall in love with her

G G7 C7 Eb

She wouldn't dance with another .. oooh

G7 D7 G7 G7{pause}

when I saw her standing there



=====

C7 / / /

Well my heart went boom when I crossed that room

C7 / D7 / C7 /

and I held her hand in mine

G7 / C7 G7

Well we danced through the night and we held each other tight

G7 / D7 /

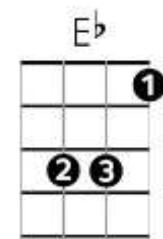
And before too long I fell in love with her

G G7 C7 Eb

Now I'll never dance with another ... oooh

G7 D7 G7 G7{pause}

Since I saw her standing there



=====

C7 / / /

Well my heart went boom when I crossed that room

C7 / D7 / C7 /

and I held her hand in mine

G7 / C7 G7

Well we danced through the night and we held each other tight

G7 / D7 /

And before too long I fell in love with her

G G7 C7 Eb

Now I'll never dance with another ... oooh

G7 D7 G7 /

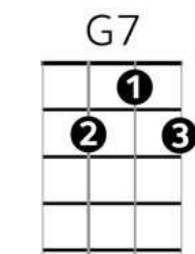
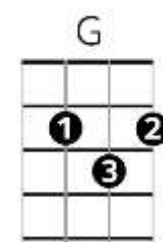
Since I saw her standing there

G7 D7 G7 /

Since I saw her standing there

G7 D7 G7 /{stop}

Since I saw her standing there



Roll Over Beethoven (V1.5) – Chuck Berry (1956)

Intro: A / / E7{pause}

I'm gonna write a little letter, Gonna mail it to my local DJ
 And it's a jumpin' little record, I want my jockey to play.
 Roll over Beethoven, I gotta hear it again today.

You know, my temperature's risin' and the jukebox blowin' a fuse
 My heart's beatin' rhythm and my soul keeps-a-singin' the blues.
 Roll over Beethoven and tell Tchaikovsky the news.

I got the rockin' pneumonia, I need a shot of rhythm and blues.
 Caught the rollin' arthritis, sittin' down at a rhythm review.
 Roll over Beethoven. They're rockin' in two by two.

Bridge

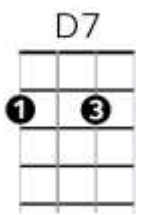

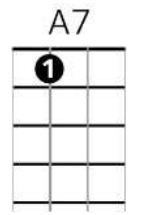

Well, if you're feelin' like it, go get your lover, then reel and rock it.
 Roll it over and move on up just a trifle further and reel and rock it,
 roll it over, Roll over Beethoven, rockin' in two by two

Well early in the mornin' I'm a-givin' you a warnin' don't you step on my blue suede shoes
 Hey diddle diddle, I am playin' my fiddle Ain't got nothin' to lose.
 Roll over Beethoven and tell Tchaikovsky the news.

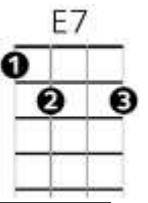
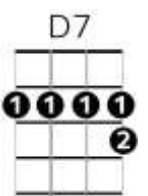
You know she wiggles like a glow worm, Dance like a spinnin' top
 She got crazy partner, ... Oughta see 'em reel and rock.
 Long as she got a dime the music will never stop.

Roll over Beethoven, roll over Beethoven, Roll over Beethoven, roll over Beethoven,
 Roll over Beethoven and dig these rhythm and blues. **Repeat : end A7**

Chords



or



A -0-----0-2-
 E ---3-2-1-0-2-4---0-
 C -----1-
 G -----0-

Possible fancy ending? Or end with
 A, A7 or A7add9 (NOT E7)

Eight Days a Week -- The Beatles

Intro : C D7 F C

C D7 F C
Ooh I need your love babe guess you know it's true
C D7 F C
Hope you need my love babe just like I need you

Chorus

Am F Am D7
Hold me love me hold me love me
C D7 F C
Ain't got nothing but love babe eight days a week

C D7 F C
Love you every day girl always on my mind
C D7 F C
One thing I can say girl love you all the time

Chorus

Bridge

G Am
Eight days a week I love you
D7 F G7
Eight days a week is not enough to show I care

C D7 F C
Ooh I need your love babe guess you know it's true
C D7 F C
Hope you need my love babe just like I need you

Chorus

Bridge

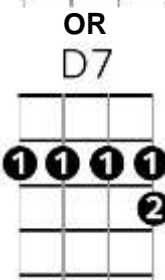
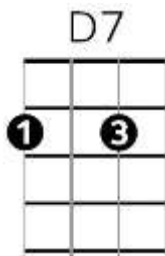
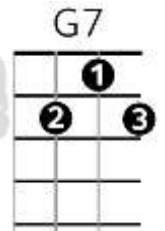
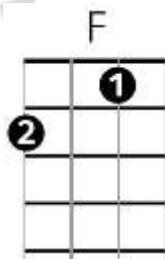
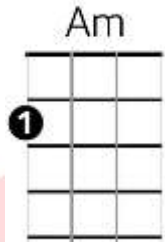

C D7 F C
Love you every day girl always on my mind
C D7 F C
One thing I can say girl love you all the time

Chorus

Outro

F C F C C D7 F C
Eight days a week eight days a week

Chords



These Boots are Made for Walking -- Lee Hazlewood

Intro

Descending Notes: 3rd (C) string : Frets: **77 66 55 44 33 22 11 00**

Then : **G // G // G // G** {pause or tap uke 3 times}

=====

G

You keep saying you've got something for me

G

Something you call love, but con-fess.

C

You've been messin' where you shouldn't have been a messin'

G

And now someone else is gettin' all your best

Chorus

Dm

G

Dm

G

These boots are made for walking, and that's just what they'll do

Dm

G

|**C**|

|**Dm**| {Intro}

One of these days these boots are gonna walk all over you

G

You keep lying, when you oughta be truthin'

G

And you keep losin' when you oughta not bet

C

You keep samin' when you oughta be changin'

G

Now what's right is right, but you ain't been right yet

=====

Chorus

=====

G

You keep playin' where you shouldn't be playin'

G

And you keep thinkin' that you'll never get burnt ... Ha!

C

I just found me a brand new box of matches, yeah

G

And what he know you ain't had time to learn

=====

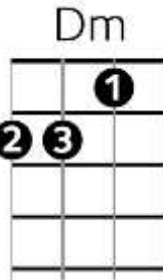
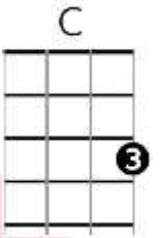
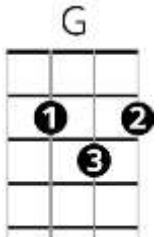
Chorus with

"Are you ready boots? Start walkin'!" during the descending notes

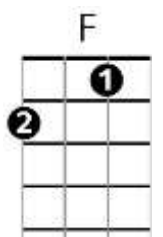
=====

Chorus (without final intro .. just end with G)

Chords



Alternative Chord to Dm



Imagine (V1.5) – John Lennon (1971)

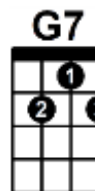
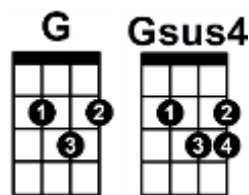
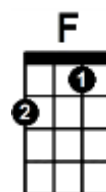
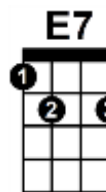
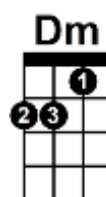
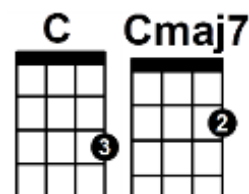
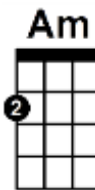
Intro (play tab or chords, x2)

Tablature for the Intro (4/4 time):

```

    C          -          -          Cmaj7          F          -          -          -
    0 0 0 0 0 2 0 | 0 1 0 1 0 1 0 | 0 1 2
    0 0 0 0 0 0 | 0 0 0 0 0 0 | 0 0 0 0 0 0
    0 0 0 0 0 0 | 0 0 0 0 0 0 | 0 0 0 0 0 0
  
```

Chords



C - - Cmaj7- F C - - Cmaj7- F
 - Imagine there's no heaven, - It's easy if you try
 C - - Cmaj7- F C - - Cmaj7- F
 - - No hell be - low us, - Above us on - ly sky
 F - Am - Dm - F - G - Gsus4 - G7 {pause, 2, 3, 4}
 - Imagine all the people, Living for to day .. a ha haaa

C - - Cmaj7- F C - - Cmaj7- F
 - Imagine there's no countries, - It isn't hard to do
 C - - Cmaj7- F C - - Cmaj7- F
 - Nothing to kill or die for, - And no re-lig-ion too
 F - Am - Dm - F - G - Gsus4 - G7 {pause, 2, 3, 4}
 - Imagine all the people, Living life in peace .. oo hoo oo

F - G - C - E7 -	Chorus
- You may say I'm a dreamer	
F - G - C - E7 -	
- But I'm not the only one	
F - G - C - E7 -	
- I hope someday you'll join us	
F - G - C	
- and the wo-o-orld will be as one	

C - - Cmaj7- F C - - Cmaj7- F
 - Imagine no possessions, - I wonder if you can
 C - - Cmaj7- F C - - Cmaj7- F
 - No need for greed or hunger, - A brotherhood of man
 F - Am - Dm - F - G - Gsus4 - G7 {pause, 2, 3, 4}
 - Imagine all the people, sharing all the world .. oo hoo oo

Chorus ending on C

Feelin' Groovy (59th Bridge Street Song) V2 – Paul Simon (1966)

Intro : F C G C (x2)

Chords

F C G C

- Slow down, you move too fast

F C G C

- You got to make the morning last, Just ..

F C G C

- kicking down the cobble stones

F C G C F C G C

- Looking-for-fun and feelin' groovy.....

F C G C F C G C

Ba-da-da daa daa, daa daa .. Feelin' Groovy

F C G C

- Hello lamp-post, What cha knowing?

F C G C

- I've come to watch your flowers growing

F C G C

- Ain't cha got no rhymes for me?

F C G C F C G C

- Doot'n' doo-doo, Feelin' groovy.....

F C G C F C G C

Ba-da-da daa daa, daa daa ...Feelin' Groovy

F C G C

I've got no deeds to do, No promises to keep.

F C G C

I'm dappled and drowsy and ready to sleep.

F C G C

Let the morning time drop all its petals on me.

F C G C F C G C

- Life, I love you, All is groovy

F C G C F C G C



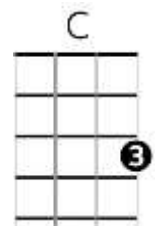
Ba-da-da daa daa, daa daa .. Feelin' Groovy

F C G C

Ba-da-da daa daa, daa daa, daa daa daa

{fading} F C G C

Ba-da-da daa daa, daa daa .. Feelin' Groovy



← this line X 3

← this line X 3

Fields of Gold (V2) - Sting (1993), Eva Cassidy (1998)

Chords

Am F Fadd9 C
 You'll remember me when the west wind moves, upon the fields of barley
 Am F Dm - G7 - C
 You'll forget the sun in his jealous sky, as we walk in fields of gold

Am F Fadd9 C
 So she took her love for to gaze awhile, upon the fields of barley
 Am F Dm - G7 - C /
 In his arms she fell as her hair came down, among the fields of gold

Fsus2 G - C - Fsus2 G - C -
 - I never made promises lightly, - and there have been some I've broken
 Fsus2 G - C - F - G - Am
 But I swear in the days still left, we'll walk in fields of gold
 F - G - C /
 We'll walk in fields of gold

Bridge

Am F Fadd9 C
 Will you stay with me, will you be my love, among the fields of barley
 Am F Dm - G7 - C
 We'll forget the sun in his jealous sky, as we lie in fields of gold

Am F Fadd9 C
 See the west wind move like a lover so, upon the fields of barley
 Am F Dm - G7 - C
 Feel her body rise when you kiss her mouth, among the fields of gold

Instrumental: C Am F Fadd9 C Am F Dm - G7 - C /

Bridge

Am F Fadd9 C
 Many years have passed since those summer days, among the fields of barley
 Am F Dm - G7 - C
 See the children run as the sun goes down, among the fields of gold

Am F Fadd9 C
 You'll remember me when the west wind moves, upon the fields of barley
 Am F Dm - G7 - C
 You can tell the sun in his jealous sky, when we walked in fields of gold

Dm - G7 - C
 When we walked in fields of gold ...
 Dm - G7 - C - Csus4 - C - Csus4 - C - Csus4 - C {stop}
 When we walked in fields of gold

Dance the Night Away (V1.5) – The Mavericks (1998)

Intro: G D7 G D7 (x3 with kazoos on 2 and 3)

G D7 G D7

- Here comes my happiness a-gain

G D7 G D7

- Right back to where it should have been

G D7 G D7

- 'Cause now she's gone and I am free

G D7 G D7

- And she can't do a thing to me

Chorus

G D7 G D7

- Just wanna dance the night a-way

G D7 G D7

- With senor-itas who can sway

G D7 G D7

- Right now to-morrow's lookin' bright

G D7 G D7

- Just like the sunny morning light

Bridge

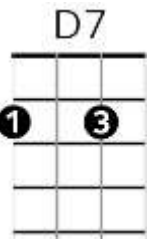
G D7 G D7
And if you .. should see her .. ple-ease let her kno-ow

G D7 G D7
That I'm well - as you can tell

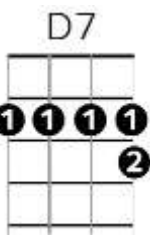
G D7 G D7
And if she .. should tell you, that she-e wants me back

G D7 G D7
Tell her no - I gotta go

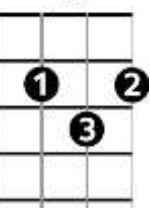
Chords



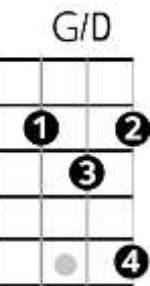
OR



G



OR



Chorus

Instrumental Verse (with kazoos): G D7 G D7 (x4)

Bridge

Chorus (x2)

G D7 G D7 G D7

- GGGGG - D7_{D7D7D7D7D7} - GGGGG - D7_{D7D7D7D7D7} - GGGGG - GGGG

You're Sixteen (V2) – The Sherman Brothers (1960) / Ringo Starr (1973)

Intro: **D7 G7 C C - -**

Chords

=====
C E7
 You come on like a dream, peaches and cream,

F C
 Lips like strawberry wine.

D(7) G7 C G7
 You're sixteen, you're beautiful & you're mine.

C E7
 You're all ribbons and curls, ooh, what a girl,

F C
 Eyes that sparkle and shine.

D(7) G7 C C7
 You're sixteen, you're beautiful & you're mine.

=====
|E7| x3 |E7| x3
 - You're my baby, - you're my pet,

Am /
 - We fell in love on the night we met.

D7 D7sus4 - D7 -
 You touched my hand, my heart went pop,

G7{pause} G7{pause}
 Ooh, when we kissed, I could not stop.

C E7
 You walked out of my dreams, into my arms,

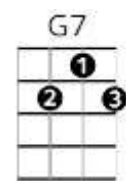
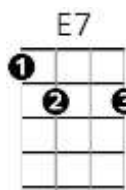
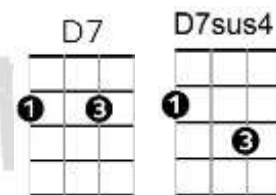
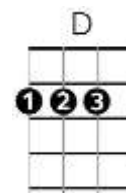
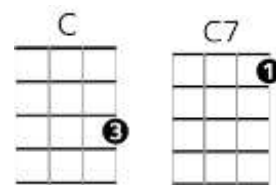

F C
 Now you're my angel divine

D(7) G7 C (C)
 You're sixteen, you're beautiful, & you're mine

=====
Repeat the above (with A7 for last C) ... then

=====
D(7) G7 C - Cmaj7 - A7
 You're sixteen, you're beautiful, & you're mine

D(7) G7 C - F - C-F-C{stop}
 You're sixteen, you're beautiful, & you're mine



Hallelujah (V 1.5) -- Leonard Cohen (1984)

Intro: C Am C Am Strum: try d - d u d - d - d u d -

C Am C Am
I heard there was a secret chord that David played and it pleased the lord
F G C G
But you don't really care for music, do you?
C F - G - Am F
Well it goes like this: the fourth, the fifth, the minor fall and the major lift
G Em Am /
The baffled king composing hallelujah

F / Am / F / C G C /
Hallelujah, hallelujah, hallelujah, hallelu-u-u-u... jah

C Am C Am
Well your faith was strong but you needed proof, you saw her bathing on the roof
F G C G
Her beauty and the moonlight overthrew you
C F - G - Am F
She tied you to her kitchen chair, She broke your throne and she cut your hair
G Em Am /
And from your lips she drew the hallelujah

F / Am / F / C G C /
Hallelujah, hallelujah, hallelujah, hallelu-u-u-u... jah

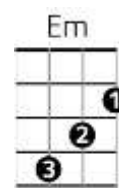
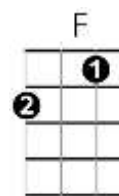
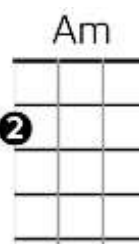
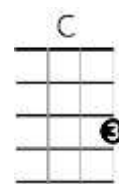
C Am C Am
Well, maybe there's a god above, but all I've ever learned from love
F G C G
Was how to shoot somebody who outdrew you
C F - G - Am F
It's not a cry that you hear at night, It's not somebody who's seen the light
G Em Am /
It's a cold and it's a broken hallelujah

F / Am / F / C G C /
Hallelujah, hallelujah, hallelujah, hallelu-u-u-u... jah

C Am C Am
I did my best, it wasn't much, I couldn't feel, so I tried to touch
F G C G
I've told the truth, I didn't come to fool you
C F - G - Am F
And even though it all went wrong, I'll stand before the Lord of Song
G Em Am /
With nothing on my tongue but hallelujah

F / Am / F / C G C /
Hallelujah, hallelujah, hallelujah, hallelu-u-u-u... ja (x 2)

Chords



Sloop John B (V1.5) -- Beach Boys (1966) (intro : G - - Gsus4 x4)

Chords

G Gsus4 - G G Gsus4 - G
 We come on the Sloop John B .. my grandfather and me.

G Gsus4 - G D D7 G G7 C Am
 Round Nassau town we did roam. - Drinking all night, - got into a fight,

G D7 G Gsus4 - G
 Well I feel so broke up, - I want to go home. **Chorus 1**

G Gsus4 - G G Gsus4 - G
 So hoist up the John B sails, See how the main sail sets

G Gsus4 - G D D7
 Send for the captain a - shore, let me go home

G G7 C Am
 Let me go home, - I want to go ho - o - ome

G D7 G Gsus4 - G
 Well I feel so broke up, - I want to go home

G Gsus4 - G G Gsus4 - G
 The first mate, he got drunk, broke in the captain's trunk,

G Gsus4 - G D D7
 The constable had to come and take him a-way.

G G7 C Am
 Sheriff John Stone, - why don't you leave me a-lone?

G D7 G Gsus4 - G
 Well I feel so broke up, - I want to go home **Chorus 2**

G Gsus4 - G
 So hoist up the John B sails {hoist up the John B sails}

G Gsus4 - G
 See how the main sail sets {see how the main sail sets}

G Gsus4 - G D D7
 Send for the captain a - shore, let me go home {let me go home}

G G7 C Am
 I wanna go home {let me go home} I want to go ho - o - ome {hoist up the J B S}

G D7 G Gsus4 - G
 Well I feel so broke up, - I want to go home {do-do-do-do, do-do-do-do .. }

G Gsus4 - G G Gsus4 - G
 The poor cook he caught the fits, threw away all my grits,

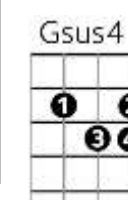
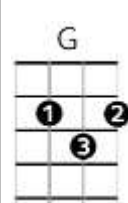
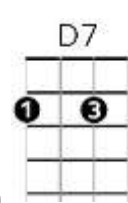
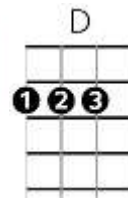
G Gsus4 - G D D7
 Then he took and ate up all of my corn.

G G7 C Am
 Let me go home, - Why don't they let me go home?

G D7 G Gsus4 - G
 This is the worst trip - I've ever been on.

Chorus 2 || then Chorus 2 (A Capella)

Chorus 2 .. then repeat last line (with No do-dos!)



Valerie - Zutons (2006), Amy Winehouse

Intro: C / / / Dm / / (/) (4 bars of each chord)

C / / / Dm / / (/)

Well sometimes I go out by myself, and I look across the water

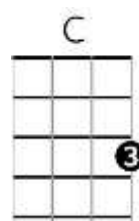
C / / / Dm / / (/)

And I think of all the things, what you're doing and in my head,

Dm / / (/)

I make a picture

Chords



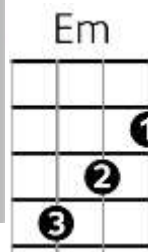
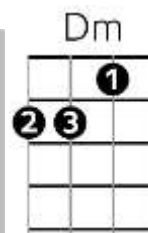
F / **Em** / **Chorus**
'Cos since I've come on home, well my body's been a mess

F / **Em** /
And I've missed your ginger hair and the way you like to dress

F / **C** / **G** /
- Won't you come on over, stop making a fool out of me - ee

G / **C** / / /
- Why won't you come on over, Valerie? (dadadada, dadadada)

Dm / / / **C** / / / **Dm** / / (/)
Valerie (dadadada x2) .. Valerie (dadadada x2) ... Valerie (dadadada x2)



C / / / /
Did you have to go to jail, put your house on up for sale,

Dm / / (/)
did you get a good lawyer?

C / / / /
I hope you didn't catch a tan, I hope you find the right man,

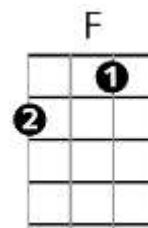
Dm / / (/)
who'll fix it for you

C / / / /
Are you shopping anywhere, changed the colour of your hair,

Dm / / (/)
are you busy?

C / / / /
And did you have to pay the fine that you were dodging all the time,

Dm / / (/)
are you still dizzy?



Chorus

Verse 1 (a capella)

Chorus (x2) and end on C

Note: the bracket (/) means that the next line starts before this bar ends!

Dirty Old Town – Ewan MacColl (1949), The Pogues, etc.

Intro: G D G G_{pause}

G / / (//)

I met my love, by the gas works wall

C / G (//)

Dreamed a dream, by the old canal

G / / (//)

I kissed my girl, by the factory wall

Am D7 Em7 /_{pause}

Dirty old town, dirty old town

G / / (//)

Clouds are drifting across the moon

C / G (//)

Cats are prowling on their beat

G / / (//)

Spring's a girl on the streets at night

Am D7 Em7 /_{pause}

Dirty old town, dirty old town

Solo: G / / / C / G / G / / / Am D7 Em7 /_{pause}

G / / (//)

Heard a siren from the docks

C / G (//)

Saw a train set the night on fire

G / / (//)

Smelled the spring on the smokey wind

Am D7 Em7 /_{pause}

Dirty old town, dirty old town

G / / (//)

I'm going to make me a big sharp axe

C / G (//)

Shining steel, tempered in the fire

G / / (//)

I'll chop you down like an old dead tree

Am D7 Em7 /_{pause}

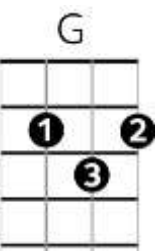
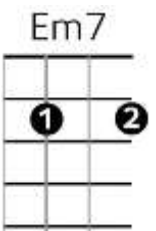
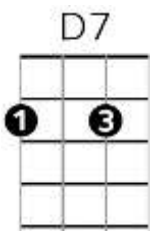
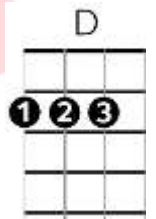
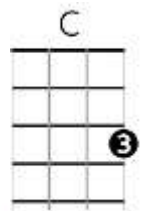

Dirty old town, dirty old town

Repeat first Verse and end with

Am D7 Em7 G_{stop}

Dirty old town, dirty old town

Chords



Enjoy Yourself (v1.5) - Sigman & Magidson(1949), Guy Lombardo, Jools Holland, etc

Intro : G - Em - G - Em - G - Em - G - Em - (2 beats G then 2 Em etc.)

G - Em - G - Em - G - Em - D7
 You work and work for years and years, you're always on the go;

Am7 - D7 - Am7 - D7 - Am7 - D7 - G
 You never take a minute off, too busy makin' dough.

G - Em - G - Em - G - G7 - C
 Someday, you say, you'll have your fun when you're a millionaire

C - Cm - G - E7 - Am7 - D7 - G - D7 -
 Imagine all the fun you'll have in your old rockin' chair

Chorus
 G / G - Em7 - D7
 Enjoy ..yourself .. it's later than you think;
 D7 / Am7 - D7 - G
 Enjoy .. yourself .. while you're still in the pink.
 G / G - G7 - C
 The years .. go by .. as quickly as a wink
 Am7 - C - G - Em - Am7 - D7 - G
 Enjoy yourself, enjoy yourself, it's later than you think.

G - Em - G - Em - G - Em - D7
 You're gonna take that ocean trip, no matter, come what may;

Am7 - D7 - Am7 - D7 - Am7 - D7 - G
 You've got your reservations but you just can't get away.

G - Em - G - Em - G - G7 - C
 Next year, for sure, you'll see the world, you'll really get around

C - Cm - G - E7 - Am7 - D7 - G - D7 -
 But how far can you travel when you're six feet under - ground?

Chorus

G - Em - G - Em - G - Em - D7
 Your heart of hearts, your dream of dreams, your ravishing bru-nette;

Am7 - D7 - Am7 - D7 - Am7 - D7 - G
 She's left you and she's now become somebody else's pet.

G - Em - G - Em - G - G7 - C
 Lay down that gun, don't try, my friend, to reach the great beyond;

C - Cm - G - E7 - Am7 - D7 - G - D7 -
 You'll have more fun by reachin' for a redhead or a blonde.

Chorus

G - Em - G - Em - G - Em - D7
 You worry when the weather's cold, you worry when it's hot.

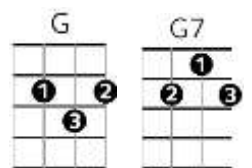
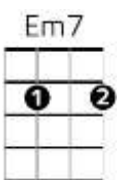
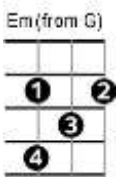
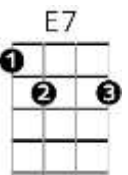
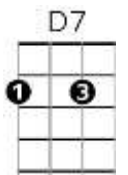
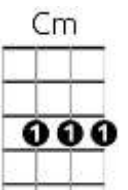
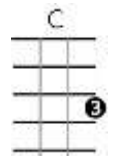
Am7 - D7 - Am7 - D7 - Am7 - D7 - G
 You worry when you're doing well, you worry when you're not.

G - Em - G - Em - G - G7 - C
 It's worry, worry all the time, you don't know how to laugh.

C - Cm - G - E7 - Am7 - D7 - G - D7 -
 They'll think of something funny when they write your ep - i - taph.

Chorus x 2 and end with G-D7-G

Chords


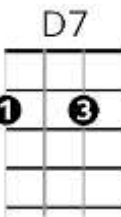
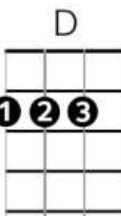
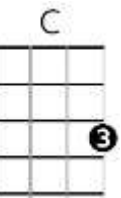
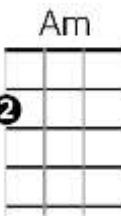


Love Is All Around (V1.5) – Reg Presley (Troggs, 1967), Wet Wet Wet (1994)

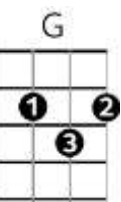
intro: G Am C D G Am C D {2 beats each}

G Am C D G Am C D
I feel it in my fingers, - I feel it in my toes
G Am C D G Am C D
The love that's all around me - and so the feeling grows
G Am C D G Am C D
It's written on the wind, - It's everywhere - I go
G Am C D G Am C D D7 /
So if you really love me, - come on and let it show

Chords



OR



Chorus

C / Am /
- You know I love you, I always will,
C / G /
- My mind's made up by the way that I feel
C / Am /
There's no .. beginning there'll be no end
Am / D / D7 /
'Cause on my-y love .. you can depe - e-e-end

Instrumental: G Am C D_{sus4} - D - G Am C D

G Am C D G Am C D
I see your face before me - as I lay on my bed
G Am C D G Am C D
I kinda get to thinking - of all the things you said
G Am C D G Am C D
You gave your promise to me - and I gave mine to you
G Am C D G Am C D D7 /
I need someone beside me - in everything I do

Chorus + D_{sus4} / D

D G Am C D_{sus4} - D - G Am C D_{sus4} - D -
Oooh it's written in the wind, oooh everywhere I go .. oh yeah

G Am C D G Am
So, if you really love me, - - come on and let it show - owww

C D G Am
- - Come on and let it show - owww

C D G Am
- - Come on and let it show - owww

C D G Am
- - Come on and let it show - owww

C D G Am
- - Come on and let it show - owww

C D G
- - Come on and let it show

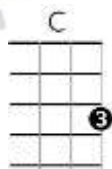
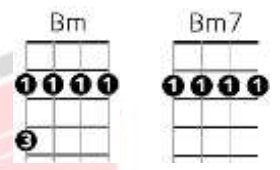

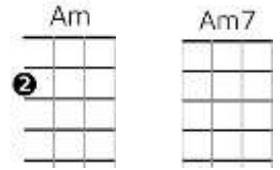
Meet Me On The Corner – Lindisfarne (1971)

Intro : G D Em D C D G /

G D Em D
 Hey Mr Dream Seller, where have you been?
 C D G D
 Tell me have you dreams I can see?
 C D G - B7 Em
 I came along just to bring you this song
 Am D G D
 Can you spare one dream for me?



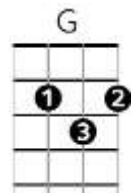
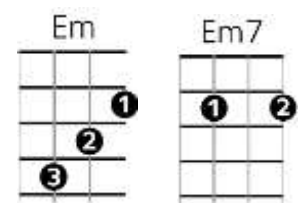
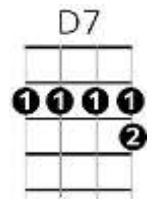
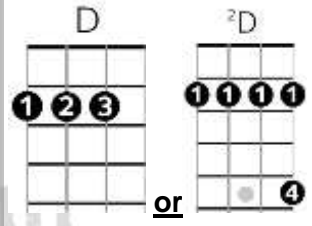
Chords



G D Em D
 You won't have met me and you'll soon forget
 C D G D
 So don't mind me tuggin at your sleeve
 C D G - B7 Em
 I'm askin' you if I can fix a rendezvous
 Am D G /
 For your dreams are all I believe

Chorus

Am7 / Bm /
 Meet me on the corner, when the lights are coming on
 G Bm Em Em7
 And I'll be there, I promise I'll be there
 Am7 / Bm /
 Down the empty streets, we'll disappear into the dawn
 Am C D D7 Bm7 D
 If you have dreams enough to share – are – are



G D Em D
 Lay down all your bundles of rags and reminders
 C D G D
 And spread your wares on the ground
 C D G - B7 Em
 Well I've got time if you deal in rhyme
 Am D G /
 I'm just hanging round

Chorus

Verse 1

G D Em D C D G G

Rockin All Over The World (V2) – John Fogerty(1975), Status Quo

Intro: **G / C / G D7 G D7**

G /
Well here we are and here we are and here we go

C /
- All aboard and we're hittin' the road

G D7 G D7
Here we go - o Rockin all over the world

G /
Well giddy up and giddy up and get away

C /
- We're goin crazy and were goin today


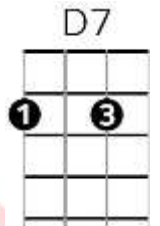

G D7 G /
Here we go - o Rockin all over the world

Chorus

G / C /
And I like it, I like it, I like it, I like it, I li-li-li-like it, li-li-li-like it

G D7 G /
Here we go - o Rockin all over the world

Chords



Alternative 'Power' Chords

Instrumental: **G / C / G D7 G D7 x2**

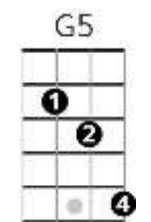

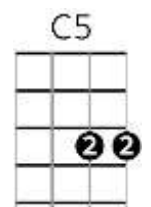
G /
I'm gonna tell your mama what you're gonna do

C /
So come on out with your dancing shoes

G D7 G /
Here we go - o Rockin all over the world

Chorus x4

G D7 G {stop}
Here we go - o Rockin all over the world



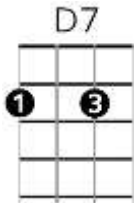

Note: These so-called 'Power Chords' only have 2 notes!

Mustang Sally – Wilson Pickett (1966), The Commitments

Intro: **G7 / / /** (3 bars of G7)

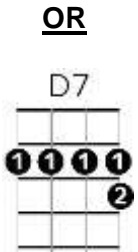
Chords

G7 / / / / / / / /
 - Mustang Sally ... Guess you better slow your Mustang down
/ C7 / / / / G7 / / /
 - Mustang Sally, now baby, Guess you better slow your Mustang down
/ D7 D7 - D7 - Db7 - C7 {pause}
 - You been running all over town,
G7 / / / /
 - Oh, I guess you gotta put your flat feet on the ground



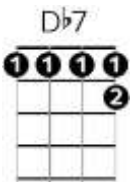
Chorus

G7 / / / /
 All you wanna do is ride around Sally ('Ride Sally, Ride')
G7 / / / /
 All you wanna do is ride around Sally ('Ride Sally, Ride')
C7 / / / /
 All you wanna do is ride around Sally ('Ride Sally, Ride')
G7 / / / /
 All you wanna do is ride around Sally ('Ride Sally, Ride')
D7 D7 -- D7 - Db7 - C7 {pause}
 One of these early mornings,
G7 / / / /
 Ooh, I'm gonna be wiping those weeping eyes

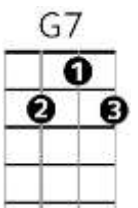


Instrumental :

G7 / / / G7 / / / C7 / / / G7 / / / D7 D7 -- D7 - Db7 - C7 / G7 / / /



G7 / / / /
 I bought you a brand new Mustang a nineteen sixty-five
G7 / / / /
 Now you come round signifying, woman .. you don't wanna let me ride
C7 / / / / G7 / / /
 Mustang Sally, now baby ('Sally, now baby') you better slow that Mustang down
/ D7 D7 -- D7 - Db7 - C7 {pause}
 - You been running all over town,
G7 / / / /
 - Oh, I guess you gotta put your flat feet on the ground



Chorus

G7 / / / /
 - those weeping eyes
D7 D7 -- D7 - Db7 - C7 {pause}
 One of these early mornings,
G7 / / / / {stop}
 Ooh, I'm gonna be wiping those weeping eyes



Hey, Soul Sister (V2.0) – Train (2009)

G / D / Em / C /
 -- Hey-ey, Hey-ey-EY-ey-ey, Hey-ey-EY-ey-ey

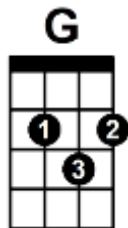
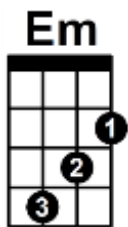
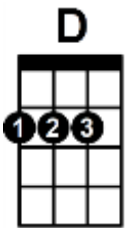
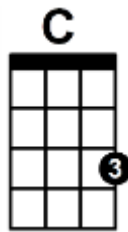
G / D / Em / C /
 Your lipstick stains -- on the front lobe of my left - side - brains, - - - I knew

G / D / Em / C D
 I wouldn't forget you - & so I went and let you - - blow my mind

G / D / Em / C /
 Your sweet moonbeam - the smell of you in every sin-gle dream I dream - - I knew

G / D / Em / C D
 when we collided you're the one I have decided, who's one of my kind

Chords



C / D G - D - C / **Chorus**
 Hey soul sister, ain't that Mr Mister on the radio, stereo?

D G - D -
 The way you move ain't fair you know

C / D G - D - C / D /{pause} G
 Hey soul sister, I don't want to miss a single thing you do-oo - - - to-night

/ D / Em / C /
 -- Hey-ey, Hey-ey-EY-ey-ey, Hey-ey-EY-ey-ey

G / D / Em / C /
 Just in ti-i-i-ime, -- I'm so glad you have a 1- track mind like me -- you gave my

G / D / Em / C D
 life direction - a game show love connection - we can't de-ny - y - y-y-y-y

G / D / Em / C
 I'm so- ob-essed, - my heart is bound to beat right out of my untrimmed chest

/ G / D
 I believe in you - like a virgin you're Madonna & I'm

/ Em / C D
 always gonna wanna blow your mi-i-ind

Chorus

(G) / D / Em
 - The way you can cut a rug, watching you's the only drug I need,

/ C / G
 So gangsta I'm so thug, you're the only one I'm dreaming of you see

/ D / Em
 I can be myself now final-ly, In fact there's nothing I can't be - -

/ C D
 I want the world to see you be .. with me

Chorus

C / D G - D - C / D /{pause} G
 Hey soul sister, I don't want to miss a single thing you do-oo - - - to-night

/ D / Em / C / G
 -- Hey-ey, Hey-ey-EY-ey-ey, Hey-ey-EY-ey-ey - - - to-night

/ D / Em / C /{pause} G {pause}
 -- Hey-ey, Hey-ey-EY-ey-ey, Hey-ey-EY-ey-ey - - - to-night

Viva La Vida (V1.5) – Coldplay (2008) *strum pattern: d-d-d-du-u-ud-d-*

Intro: C D G Em C D G

Em Cmaj7 D G Em
 -- I used to rule the world, seas would rise when I gave the word,
 Cmaj7 D G Em
 Now in the morning I sleep alone, sweep the streets I used to own

C D G Em C D G

Em Cmaj7 D G Em
 -- I used to roll the dice, feel the fear in my enemy's eyes,
 Cmaj7 D G Em
 Listen as the crowd would sing: - "Now the old king is dead! Long live the king!"
 C D G Em
 One minute I held the key, Next the walls were closed on me,
 Cmaj7 D G Em
 And-I-discovered-that-my castles stand - upon pillars of salt, pillars of sand

Chorus 1

Cmaj7 D G Em
 I hear Jerusalem bells are ringing, Roman cavalry choirs are singing
 Cmaj7 D G Em
 Be my mirror, my sword, and shield, my missionaries in a foreign field
 Cmaj7 D G Em
 For some reason I can't explain, once you'd go there was never,
 Cmaj7 D Bm(G) Em
 Never-an honest word ... that was when I ruled the world

C D G Em C D G

Em Cmaj7 D G Em
 - It was the wicked and wild wind - blew down the doors to let me in.
 Cmaj7 D G Em
 Shattered-windows-and-the sound of drums - people couldn't believe - what I'd become.
 C D G Em
 Revolutionaaries wait - for my head on a silver plate,
 Cmaj7 D G Em
 Just-a-puppet-on-a lone-ly string .. Oh who would ever want to be king?

Chorus 2

Cmaj7 D G Em
 I hear Jerusalem bells are ringing, Roman cavalry choirs are singing
 Cmaj7 D G Em
 Be my mirror, my sword, and shield, my missionaries in a foreign field
 Cmaj7 D G Em
 For some reason I can't explain, I know Saint Peter will call my name,
 Cmaj7 D Bm(G) Em
 Never-an honest word ... that was when I ruled the world

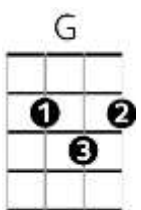
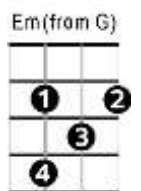
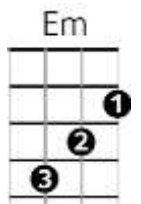
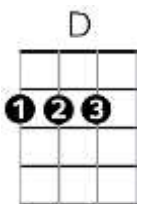
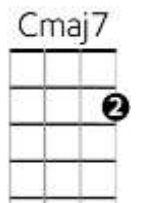
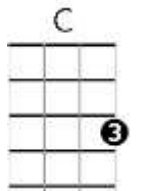
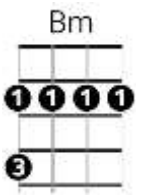
C Em C Em C Em D

D Cmaj7 D G Em Cmaj7 D G Em
 - Woh ohoh ooooh oh, Wohohoh oh - Wohohoh ooooh oh, Wohohoh oh

Chorus 2 {with previous Woah line over the top}

[Cmaj7] Ooooooh [D] Ooooooh [G] Ooooooh [Em] Ooooooh (repeat to fade)

Chords

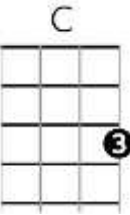


Five Years Time – Noah and The Whale (2007) *strum pattern : du xu du xu*

Intro: C F G F (x4)

Chords

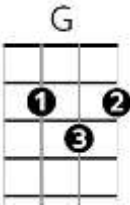
Oh well in [C] five years [F] time we could be [G] walking round a [F] zoo
With the [C] sun shining [F] down over [G] me and [F] you
And there'll be [C] love in the [F] bodies of the [G] elephants [F] too
And I'll put my [C] hands over [F] your eyes, but [G] you'll peep [F] through



And there'll be [C] sun sun [F] sun ... [G] all over our [F] bodies
And [C] sun sun [F] sun ... [G] all down our [F] necks
And there'll be [C] sun sun [F] sun ... [G] all over our [F] faces
And [C] sun sun [F] sun ... [G] so what the [F] heck!



'Cause I'll be [C] laughing at [F] all your [G] silly little [F] jokes
And we'll be [C] laughing a-[F] bout how we [G] used to [F] smoke
All those [C] stupid little [F] cigarettes and [G] drink stupid [F] wine
'Cause it's [C] what we [F] needed to [G] have a good [F] time

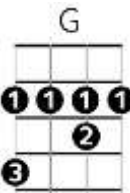


And it was [C] fun fun [F] fun ... [G] when we were [F] drinking
It was [C] fun fun [F] fun ... [G] when we were [F] drunk
And it was [C] fun fun [F] fun ... [G] when we were [F] laughing
It was [C] fun fun [F] fun ... [G] Oh it was [F] fun

Instrumental : C F G F (x2) with whistling

Oh well I [C] look at you and [F] say "It's the [G] happiest that I've ever [F] been"
And I'll [C] say, "I no longer [F] feel I have to [G] be James [F] Dean"
And she'll [C] say, "Yeh well I [F] feel all [G] pretty happy [F] too
And I'm [C] always pretty [F] happy when I'm just [G] kicking back with [F] you"

OR



And it'll be [C] love love [F] love ... [G] all through our [F] bodies
And [C] love love [F] love ... [G] all through our [F] minds
And it'll be [C] love love [F] love ... [G] all over her [F] face
And [C] love love [F] love ... [G] all over [F] mine

Although [C] maybe all these [F] moments are [G] just in my [F] head
I'll be [C] thinking a-[F] bout them as I'm [G] lying in [F] bed
And [C] all that I [F] believe might [G] never really come [F] true
But [C] in my [F] mind I'm having a [G] pretty good time with [F] you

Oh in [C] five years [F] time ... [G] I might not [F] know you
In [C] five years [F] time ... [G] we might not [F] speak
Oh in [C] five years [F] time ... [G] we might not [F] get along
In [C] five years [F] time ... [G] you might just [F] prove me wrong

Instrumental : C F G F (x2) with whistling

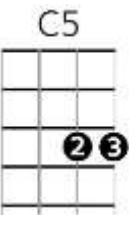
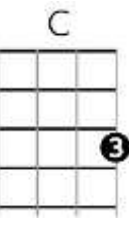
(Oh) there'll be [C] love love [F] love ... [G] wherever [F] you go (x 4)
There'll be [C] love love [F] love ... [G] wherever [F] you go (x3) *with whistle*
There'll be [C] love love [F] love ... [G] wherever [F] you go there'll be [C] love

One Day Like This (V1.5) – Elbow (2008)


Intro: C / C / (x3)
Ah-ah-ah-ah, ah-ah-Aaah, Ah-ah-ah-ah, ah-ah-aaah

Chords

C / F /
 Drinking in the morning sun; blinking in the morning sun
 G / F / {pause}
 Shaking off a heavy one; Yeah, heavy like a loaded gun
 C / F /
 What made me behave that way? Using words I never say
Ah-ah-ah-ah, ah-ah-aaah Ah-ah-ah-ah ah-ah-aaah
 G / F {pause} C /
 I can only think it must be love; Oh anyway .. it's looking like a beautiful day - ay
Aaaaaaaaaaaaaaaaaaaaaaaaaaaaaa it's looking like a beautiful day - ay



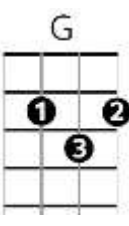
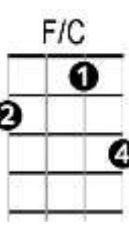
C / F /
 Someone tell me how I feel; it's silly wrong but vivid right
Ah-ah-ah-ah, ah-ah-aaah Ah-ah-ah-ah ah-ah-aaah
 G / F /
 Oh, kiss me like a final meal; Yeah, kiss me like we die tonight
 C / F /
 'Cause holy cow, I love your eyes; and only now I see the light
Holy cow, I love your eyes; and only now I see the light
 G / F /
 Yeah, lying with you half awake; Oh anyway ...
 F {pause} C / / /
 it's looking like a beautiful day - ay
Ah-ah-ah-ah ah-ah-aaah Ah-ah-ah-ah ah-ah-aaah



Quiet Section

C / F /
 When my face is chamois creased; if you think I winked, I did
 G / F /
 Laugh politely at repeats; Oh, kiss me when my lips are thin

C / F /
 'Cause holy cow, I love your eyes; and only now I see the light
Holy cow, I love your eyes; and only now I see the light
 G /
 Yeah, lying with you half awake, stumbling over what to say,
Yeah, lying with you half awake.....
 F F {pause} C / / /
 well anyway, it's looking like a beautiful day - ay So...
Ah-ah-ah-ah ah-ah-aaah Ah-ah-ah-ah ah-ah-aaah



C(5) C7sus4 F/C C
 Throw those curtains wide; one day like this a year would see me right (x4)
Throw those curtains wide one day like this a year would see me right

C(5) C7sus4 F/C C
 Holy cow I love your eyes; and only now I see the light (x2)
Throw those curtains wide one day like this a year would see me right

C(5) C7sus4 F/C C
 Throw those curtains wide; one day like this a year would see me right (x2)
Aaaaaaaaaaaaaaaaaaaaaaah Aaaaaaaaaaaaaaah one day like this a year would see me right

Repeat the last line slowly and acapella

Got My Mojo Working – Preston Foster (1956), Muddy Waters, etc.

Intro : A7 / / /

I got my [A7] mojo working, but it [/] just don't work on [/] you [/]
 I got my [D7] mojo working, but it [/] just don't work on [A7] you [/]
 I want to [E7] love you so bad, I [D7] don't know what to [A7] do [/]

I'm going [A7] down to Louisiana to [/] get me a mojo [/] hand [/]
 I'm going [D7] down to Louisiana to [/] get me a mojo [A7] hand [/]
 I'll have [E7] all you pretty women [D7] - under my com - [A7] mand [/]

Got my [A7] mojo working – { <i>Got my [/] mojo working</i> } Got my [A7] mojo working – { <i>Got my [/] mojo working</i> } Got my [D7] mojo working – { <i>Got my [/] mojo working</i> } Got my [A7] mojo working – { <i>Got my [/] mojo working</i> } I got my [E7] mojo working, but it [D7] just don't work on [A7] you [/]	Chorus
---	---------------

Instrumental: A7 / / / D7 / A7 / E7 D7 A7 /

Got a [A7] gypsy woman givin' [/] me advice.
 Got some [A7] red hot tips I gotta [/] keep on ice
 I got my [D7] mojo working, but it [/] just don't work on [A7] you [/]
 I want to [E7] love you so bad, I [D7] don't know what to [A7] do [/]

Got my [A7] black cat bones all [/] cured and dry,
 Got a [A7] four-leaf clover all [/] hanging high
 I got my [D7] mojo working, but it [/] just don't work on [A7] you [/]
 I want to [E7] love you so bad, I [D7] don't know what to [A7] do [/]

Chorus

Got my [A7] hoodoo ashes all a- [/] round your bed,
 Got my [A7] black snake roots under- [/] neath your head
 I got my [D7] mojo working, but it [/] just don't work on [A7] you [/]
 I want to [E7] love you so bad, I [D7] don't know what to [A7] do [/]

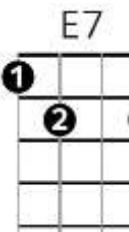
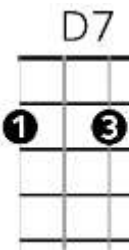
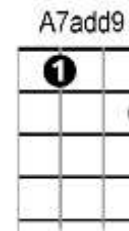
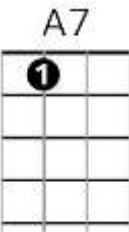
Got my [A7] rabbit's foot, I know it's [/] working right,
 Got your [A7] strand of hair, I keep it [/] day and night.
 I got my [D7] mojo working, but it [/] just don't work on [A7] you [/]
 I want to [E7] love you so bad, I [D7] don't know what to [A7] do [/]

Chorus


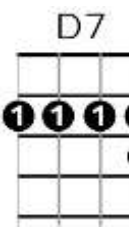
Got some [A7] ukulele mojo, but it [/] just don't work on [/] you {*thrash*} [/]
 Tried [D7] voodoo banjolele, but it [/] just don't work on [A7] you {*thrash*} [/]
 [E7] When I'm cleaning windows, well it [D7] just don't work on [A7] you [/]

Chorus (x2) then repeat last line, then **A7add9** to finish

Chords



Alternatives



Dedicated Follower of Fashion – The Kinks (1966)

Intro: C Csus4 C Csus4 {pause}

G / C / G / C /

They seek him here, they seek him there. His clothes are loud - but never square

F / C A7

It will make or break him so he's got to buy the best

D G7 C - Csus4 - C

'Cause he's a dedicated follower of fashion

G / C / G / C /

And when he does - his little rounds - round the boutiques - of London town

F / C A7 D G7 C - Csus4 - C

Eagerly pursuing all the latest fancy trends 'Cause he's a dedicated follower of fashion

G / C /

Oh yes he is {oh yes he is} oh yes he is {oh yes he is}

F / C - Csus4 - C

He thinks he is a flower to be looked at

F / C A7

And when he pulls his frilly nylon panties right up tight

D G7 C /

He feels a dedicated follower of fashion

G / C /

Oh yes he is {oh yes he is} oh yes he is {oh yes he is}

F / C - Csus4 - C

There's one thing that he loves and that is flattery

F / C A7

One week he's in polka dots the next week he's in stripes

D G7 C - Csus4 - C

'Cause he's a dedicated follower of fashion

G / C / G / C /

They seek him here, they seek him there. In Regent's Street - and Leicester Square

F / C A7 D G7 C /

Everywhere the Carnabetian army marches on. Each one a dedicated follower of fashion

G / C /

Oh yes he is {oh yes he is} oh yes he is {oh yes he is}

F / C - Csus4 - C

His world is built round discotheques and parties

F / C A7

This pleasure seeking individual always looks his best

D G7 C - Csus4 - C

'Cause he's a dedicated follower of fashion

G / C /

Oh yes he is {oh yes he is} oh yes he is {oh yes he is}

F / C - Csus4 - C

He flits from shop to shop just like a butterfly

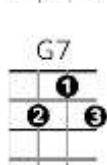
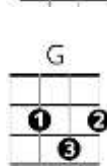
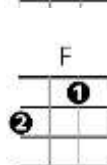
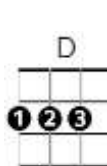
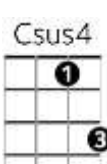
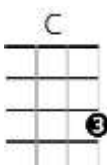

F / C A7 D G7 C A

In matters of the cloth he is as fickle as can be, 'cause he's a dedicated follower of fashion

D G7 C A D G C C{stop}

He's a dedicated follower of fashion. He's a dedicated follower of fashion

Chords



Where Have All The Flowers Gone? – Pete Seeger (1955)

Intro: C Am C Am

C Am F G
Where have all the flowers gone, long time passing?
C Am Dm G7
Where have all the flowers gone, long time ago?
C Am F G7
Where have all the flowers gone? Young girls picked them ev'ry one.
F C F G7 C Am C Am
When will they ever learn? When will they e - ver learn?

C Am F G
Where have all the young girls gone, long time passing?
C Am Dm G7
Where have all the young girls gone, long time a-go?
C Am F G7
Where have all the young girls gone? Gone to young men ev'ry one.
F C F G7 C Am C Am
When will they ever learn? When will they e - ver learn?

C Am F G
Where have all the young men gone, long time passing?
C Am Dm G7
Where have all the young men gone, long time a-go?
C Am F G7
Where have all the young men gone? Gone to soldiers ev'ry one.
F C F G7 C Am C Am
When will they ever learn? When will they e - ver learn?

C Am F G
Where have all the soldiers gone, long time passing?
C Am Dm G7
Where have all the soldiers gone, long time a-go?
C Am F G7
Where have all the soldiers gone? Gone to graveyards ev'ry one.
F C F G7 C Am C Am
When will they ever learn? When will they e - ver learn?

C Am F G
Where have all the graveyards gone, long time passing?
C Am Dm G7
Where have all the graveyards gone, long time a-go?
C Am F G7
Where have all the graveyards gone? Gone to flowers ev'ry one.
F C F G7 C Am
When will they ever learn? When will they e - ver learn?

F G7 C {stop}
When will they e - ver learn?

Chords

